
THE POWER OF EDUCATION TO FIGHT INEQUALITY

How increasing educational equality and quality is crucial to fighting economic and gender inequality

EMBARGOED UNTIL 06:01 HRS GMT TUESDAY 17 SEPTEMBER 2019

A good-quality public education is liberating for individuals. It can also be an equalizer within society. This report shows the unparalleled power of public education to tackle growing inequality and bring us closer together. To achieve this, education must be both of good quality and equitable; it should be free, universal, adequately funded, with well supported teachers, and accountable public oversight. Fairer taxation of the wealthiest can help pay for it.

EDUCATION: THE GREAT EQUALIZER

Inequality is reaching new extremes. Significant increases in inequality of both income and wealth are leading to larger gaps between rich and poor, men and women.¹ This is creating serious obstacles to overcoming poverty and exclusion,² and stopping us from beating poverty.³ With women substantially over-represented in the ranks of the poorest, this is also reinforcing gender inequality, blocking progress on women's rights.⁴ These inequalities threaten to pull our societies apart, and unravel the social contract between state and citizen, by undermining social cohesion and eroding democratic institutions.⁵

But inequality is not inevitable. It is a political choice. It is the result of deliberate policy choices made by governments and international organizations. Conversely, it is now broadly agreed, by most global policy makers, that extreme inequality is also avoidable, and that concrete steps can be taken to reduce inequality.⁶

Good-quality education can be liberating for individuals, and it can act as a leveller and equalizer within society. This report will show the unparalleled power of education to level the playing field, to help close the growing divides, and bring us closer together.

'There can be no contentment for any of us when there are children, millions of children, who do not receive an education that provides them with dignity and honour and allows them to live their lives to the full.'

Nelson Mandela⁷

Education that pulls us apart

A highly unequal education system can also pull us further apart.

In most countries, children born into rich families will go to the best possible school, very often being privately educated. They will have small class sizes, good teachers and get good results. Students will be given multiple opportunities to grow their inherited privilege.

Girls and boys born into poverty, suffering from ill health and malnutrition, arrive at the school gates already disadvantaged—if they arrive there at all. They will then struggle with overcrowded classrooms that lack trained and qualified teachers, textbooks and toilets.

Pulled out of school before their brothers, millions more of the world's poorest girls will continue to have their life chances stymied by an education that is all too brief.

New analysis by Oxfam, using data from UNESCO, shows that in developing countries, a child from a poor family is seven times less likely to finish secondary school than a child from a rich family.⁸

Even in rich countries, only three quarters of the children from poorest families complete secondary education, compared to 90% of children from the richest families.⁹

Inequalities of income are compounded with other inequalities of gender, ethnicity, disability and geography to form a suffocating web of exclusion. In a poor rural area of Pakistan, girls are three times as likely as poor boys to have never attended school.¹⁰ In India girls from the poorest families get an average of 0 years of education compared to 9.1 years for girls from the richest families.¹¹ Educational inequalities are also driven by policies that encourage commercialisation of education and expand private provision of schooling through public-private partnerships (PPPs), which can deepen segregation and stratification in education systems.¹²

When good education can only be accessed by families with money, it undermines social mobility; it ensures that if you are born poor, you and your children will die poor, no matter how hard you work. It also undermines our societies, as the children of the wealthy are segregated from the children of ordinary families from an early age.

'I have seen so many clever girls and boys who score highly despite coming from poor backgrounds. I remember Chimwemwe Gabisa—she was brilliant at mathematics, the best I have taught. She finished secondary school but could not proceed to college for lack of funds.'

Nellie Kumambala, secondary school teacher, Lumbadzi, Malawi¹³

While schooling remains segregated by class, wealth, ethnicity, gender or other signifiers of privilege and exclusion, this cements inequality. Segregated patterns of schooling build segregated communities, driving a wedge between the haves and the have-nots, right at the start of life.

Education can close the gap between rich and poor

Conversely, good-quality public education for all can be a powerful engine for greater equality.

Governments can take the cost of a good education away from families, with an immediate impact on the income gap between rich and poor, as the cash benefit is proportionately far greater for families on lower incomes.

To find out more about these positive effects, Oxfam looked at available public spending data for primary education across 78 low-, middle- and high-income countries. Often the cash value of public education exceeds the total income of the poorest families by a wide margin. For a single mother with two children both in primary school, for example, public spending on her children's schooling exceeds her family income by three times in Colombia.¹⁴

Yet beyond this boost to incomes, good education is an engine of equality in other important ways, by:

- **Reducing poverty.** A good education makes the likelihood of higher incomes and lower poverty much greater. It is estimated extreme poverty could be halved if universal primary and secondary education was achieved.¹⁵ UNESCO estimates that each year of schooling raises earnings by around 10% for men¹⁶ and up to 20% for women.¹⁷
- **Boosting opportunity for all.** Social mobility, i.e. the possibility for children from poor

families to end up better off than their parents, is intimately tied to the availability of education.

- **Bringing society together.** Schools can be places where the children of rich and poor families can become friends, and the barriers of inequality are broken down. They can challenge the rules that perpetuate economic inequality in broader society, and give young people the tools to go into the world and build more equitable societies.
- **Supporting democratic societies.** Education offers individuals the tools to exercise their right to an equal say over the structures and policies that govern their lives, which boosts democracy.¹⁸ Extensive research shows that increased education leads to greater political and civic engagement.¹⁹

Education can close the gap between women and men

Good education has considerable power to increase equality between women and men. Education can help tackle gender disparities in wages, poverty, reproductive autonomy and political power. It can dramatically improve the health outcomes for women and their children.

The more educated women are, the closer their earnings are to those of men. In Pakistan, women with only a primary education earn around 50% of men's wages. Women with a secondary education earn 70% of men's wages—still unacceptable, but with a far narrower gap.²⁰

The more educated women are, the more power they have over their lives, particularly over when they marry and how many children they have. If all girls in sub-Saharan Africa and South and West Asia completed secondary education, there would be a 64% drop in child marriages.²¹

The more educated mothers are, the healthier they and their children are.²² UNESCO estimates that if all women had completed primary education, there would be a 66% reduction in maternal deaths globally, and a 15% reduction in child deaths.²³

Finally, and perhaps most importantly, good quality education has the power to challenge traditional social attitudes and ensure that girls and boys know that they are equal.

Free, public and high-quality education for all

The way that education is delivered is key to ensuring its positive impact on reducing inequality is maximized. To do this, education needs to be:

- **Universal.** In recent decades, there has been huge progress. Primary school enrolment is now almost universal, with nearly as many girls enrolling as boys—a huge challenge only a generation or so ago.²⁴ Nevertheless, at current rates, it could be another 100 years before all girls in sub-Saharan Africa have the opportunity to complete a full 12 years of education, which is a commitment in the Sustainable Development Goals (SDG).²⁵
- **Free.** Government investment in free education is crucial for building equality because it gives every child a fair chance, not just those who can afford to pay. Fees of any kind at pre-primary, primary and secondary level exclude the poorest, and especially girls. In

Ghana, after fees for senior high school (upper secondary) were dropped in September 2017, 90,000 more students entered through the school doors at the start of the new academic year.²⁶

- **Public.** When publicly delivered education works, the scale and speed of its impact cannot be matched. Many public education systems face challenges in terms of learning outcomes, but the answer is adequate investment, not turning to the private sector, as donors like the World Bank are increasingly advocating.²⁷ Public–private partnerships (PPPs) and for-profit schools are a dangerous diversion from what is needed to deliver education for all.

Box 1: PPPs in Pakistan are a dangerous diversion from public education

Pakistan has 24 million children out of school. To tackle this, Punjab State is no longer building any new public schools, but instead investing in a PPP. The key aim was to get more of the 5.5 million out-of-school children in Punjab into education.²⁸

However, Oxfam's research²⁹ found that only 1.3% of children in the private schools surveyed had previously been out of school. The following are quotes from private school principals interviewed during the research:

'We don't have any out-of-school children in this school. The ones in the community don't want to study and can be a waste of our time.'

'The poor go to government schools in the area. They cannot afford any expenditure on education. We as school owners cannot include the poorest of the poor in this school with other kids. It's not like a charity, we have limited funds from [the PPP], and I also need to earn a livelihood from this.'

'In [the PPP] it is the teachers who suffer the most. I cannot pay a decent salary to my teachers. I cannot hire male teachers, as they demand a higher salary. Females have fewer options for work.'

- **Investment in teachers.** An empowered and professionally trained teacher has been shown to be the biggest contributor to ensuring quality education.³⁰ Public school teachers, the majority of whom are women in most regions, are often underpaid, under-supported and portrayed as part of the problem.³¹ Yet they are the backbone of every school system.
- **Inclusive.** Education and teaching has to address the unique learning needs of all students and be designed to meet the needs of those left out and left behind, including children with disabilities, minorities, marginalized groups, the poorest and out-of-school children.
- **Relevant.** The curriculum, or what is taught in school, is vital to ensuring the maximum impact of education on reducing inequality. Teaching needs to be in the local language and done at a pace that benefits all children, not just the top performers. Curricula need to challenge traditional attitudes to gender equality and inspire critical thinking in children.
- **Accountable to families and citizens.** Good education systems have good public oversight mechanisms. These ensure that every school is properly scrutinized and accountable to those it serves.

Investing in free public education for all

Delivering universal public education for all is an investment. As the World Bank and others have noted, investment in human capital is integral to driving sustainable and equitable economic growth.³² Many governments recognize this and have dramatically increased their funding of education.

Box 2: Progress in education in Ethiopia

Many developing countries today operate public services on a scale impossible to conceive in the history of rich nations when at comparable income levels.

Ethiopia is a poor country, with around the same per capita income as Canada in 1840.³³

However, it is the fifth largest spender on education in the world as a proportion of its budget:

- It employs over 400,000 primary school teachers;³⁴ and
- Between 2005 and 2015, it has brought an additional 15 million children into school—from 10 to 25 million.³⁵

Ethiopia still faces serious challenges with learning outcomes and improving the quality of education,³⁶ but the scale of its commitment and effort to educate girls and boys is dramatic.

Sadly, many others have not. Nigeria has more than ten million children out of school, yet some of the lowest education spending in the world.³⁷

Most of the increased spending can be covered by increased tax collection from rich individuals and corporations. For example, Ecuador tripled its education spending from 2003 to 2010 through effective tax mobilization policies and prioritizing education in its budget.³⁸

However, tax alone is not enough. The poorest countries need significantly increased levels of aid for education from rich nations. Of the \$340bn needed, \$40bn will need to come from increases in donor aid. Aid to education, after falling, is now stagnant, and being diverted away from those countries that need it most.³⁹

Education to fight inequality

'Education is not a way to escape poverty. It is a way to fight it.'

Julius Nyerere, founding president of Tanzania

Economic inequality is growing. The kind of education system a country has will have a major impact on the capacity to respond to this. Access to good quality education for individual children offers a pathway to liberation from poverty and illness, towards the fulfilment of basic rights. It can transform lives and bring children out of the shadows of poverty and marginalization. For societies, it acts as a leveller, and as an agent for greater equality. Rapidly investing in quality public education for all should be a priority for all nations.

RECOMMENDATIONS

To build equitable and good-quality public education that can help fight economic and gender inequality, policy makers must focus on the following actions:

1 Deliver universal, fee-free education from pre-primary to secondary

- Set out plans to ensure free, equitable and high-quality primary and secondary education for 12 full years, as agreed in SDG 4 on education.
- Eliminate fees at all levels, including informal fees, progressively achieving fee-free secondary education. This must be carefully planned so as to not jeopardize quality. Progressively expand access to at least one year of fee-free quality pre-primary education.

- Support the poorest, minorities and children with disabilities with extra help to redress disadvantage, so that they stay in school and learning.
- Support poor and vulnerable girls to go to school and stay in school.

2 Focus on policies that can help to deliver quality for all

- Develop a fully costed and funded strategy to deliver a trained, qualified and well-supported professional workforce, with enough teachers and other personnel to deliver education for all up to secondary school.
- Invest in relevant and non-discriminatory teaching materials, taking into account mother tongues; the changing needs of the majority; and the need for schools to be places where sexist and patriarchal rules are challenged, not learned.
- Develop local accountability mechanisms between schools and their communities, parents and children; build better safeguarding and accountability mechanisms from national to local levels, including ensuring budgets and other information is available publicly and transparently for citizen scrutiny.
- Use appropriate assessments that encourage a feedback loop for curriculum development and classroom adaptations at the local level; do not simply equate higher test scores with improved quality.

3 Deliver more equal education systems

- Develop national education plans that focus coherently and comprehensively on identifying pre-existing inequalities in education, producing data on gaps and needs, and developing appropriate strategies.
- Ensure equitable teacher deployment, coupled with equitable spending on school infrastructure and learning inputs, to help redress disadvantage. This may require affirmative action in poorer or more marginalized districts or regions.
- Ensure additional spending targeted at redressing disadvantage for marginalized or poor children in ways with proven impact.
- Ensure schools and teachers are supported to address the unique learning needs of all students, including children with disabilities. This will require training teachers on differentiated instruction as well as proper data collection and diagnosis.

4 Focus on building public systems first; stop supporting privatization

- Devote the maximum available resources to public education provision, to ensure adequately and equitably financed public schools; do not direct public funds to commercial or for-profit private schools, or market-oriented PPPs. Avoid diverting scarce public resources and attention away from the essential task of building good-quality inclusive public schools that are free and accessible for all students.
- Ensure adequate regulation of private education providers, especially commercial schools, to ensure educational quality and standards are being upheld.
- Safeguard the labour rights of teachers, especially female teachers, also in the private sector.
- Donors and multilateral institutions such as the World Bank should support the improvement and expansion of public education delivery, and should not direct public aid funds to commercial or for-profit private schools, or market-oriented PPPs.

5 Ensure education works to strengthen equality for girls and women

- Address the particular barriers that keep girls out of school or learning, such as providing separate bathrooms for boys and girls, addressing non-fee related costs of schooling, and ensuring curricula and teacher training promotes positive gender roles and avoids stereotypes.
- Invest in early childhood care and education programs that take account of the needs of women (i.e. fit around typical working hours), and young girls who are expected to care for children: this can free up women's time by easing the millions of unpaid hours they spend every day caring for their families and homes.

6 Fully fund public education systems to deliver quality and equality for all

- Governments must scale-up spending to deliver quality and equity in education; in low- and middle-income countries this will require at least 20% of government budgets, or 6% of GDP allocated to education. Those with the furthest to go, and large youth populations, may need to invest more than this in the short term.
- Government spending must proactively redress disadvantage, including by adopting equity-of-funding approaches to address the historical disadvantage faced by the poorest groups.
- Invest in building robust structures, from school to local to national levels, for the effective oversight and accountability of education budgets.
- Tax wealth and capital at fairer levels. Stop the race to the bottom on personal income and corporate taxes. Eliminate tax avoidance and evasion by corporations and the super-rich. Agree a new set of global rules and institutions to fundamentally redesign the tax system to make it fair, with developing countries having an equal seat at the table.
- Donors should substantially increase their official development assistance (ODA) commitments to education, especially to basic education and in countries with the greatest needs, in order to ensure developing countries are able to devote adequate resources to build quality public education provision.

1 THE GREAT EQUALIZER

Inequality is reaching new extremes. Significant increases in inequality of both income and wealth are leading to larger gaps between rich and poor, men and women.⁴⁰ This is creating serious obstacles to overcoming poverty and exclusion,⁴¹ and stopping us from beating poverty.⁴² With women substantially over-represented in the ranks of the poorest, this is also reinforcing gender inequality, blocking progress on women's rights.⁴³ These inequalities threaten to pull our societies apart, and unravel the social contract between state and citizen, by undermining social cohesion and eroding democratic institutions.⁴⁴

But inequality is not inevitable. It is a political choice. It is the result of deliberate policy choices made by governments and international organizations. Conversely, it is now broadly agreed, by the vast majority of global policy makers, that extreme inequality is also avoidable, and that concrete steps can be taken to reduce inequality.⁴⁵

Levelling the playing field by implementing policies that redistribute money and power from the few to the many is both vital and urgent. Universal public services, like education, have been identified as central to tackling poverty and reducing inequality.⁴⁶

EDUCATION AS EQUALIZER AND LIBERATOR

Public education has long been described as 'the Great Equalizer' because of its transformative power for individuals and society.⁴⁷ It can help to tackle extreme income inequality⁴⁸ and chronic poverty; ensure economic growth is more broadly shared by acting as a redistributive tool; and lead to more equitable national economies.⁴⁹

In this way, a good-quality education can be liberating for individuals, and it can act as a leveller and equalizer within society, closing the gap between rich and poor, and women and men. However, the converse can also be true: a highly unequal education system can pull us further apart. This is because an education system that is itself highly unequal will contribute towards more unequal societies by solidifying pre-existing inequalities and limiting social mobility.

This is why, if we want to use education as a tool for fighting inequality, it matters how we do it.

'There can be no contentment for any of us when there are children, millions of children, who do not receive an education that provides them with dignity and honour and allows them to live their lives to the full.'

Nelson Mandela

Quality for all is key to unlocking potential

In the report '*Public Good or Private Wealth?*', Oxfam presented clear evidence of the role quality public services play in reducing inequality.⁵⁰ To most effectively reduce the gap, public services need to be universal, free, public, accountable and work for women. This

includes education.

Quality in education is also about how much, and what, is learned. In an increasingly complex world, this cannot merely be about just learning the basics. It must be about giving an opportunity for every child to make the most of their talents, to contribute to and benefit from economic prosperity, and to be part of human progress. The type of education available to the majority must be good enough to unlock that potential.

This requires a bolder vision for the kind of education available to all our children: transformative, giving girls and boys the skills to make their own choices and decisions, and empowering individuals to become active and responsible citizens. It must focus on breaking down gender inequalities, giving girls and boys the same opportunities, while challenging stereotypes about the roles of women and men, and empowering girls to challenge inequality.

THE TWIN CRISES OF QUALITY AND EQUALITY IN EDUCATION

It is not enough to only focus on improving quality; we must also attempt to equalize opportunity within education. Governments must focus on the extreme inequality in education in many developing countries, where schools are often segregated by class. Poor children do systemically worse than their richer peers, dropping-out earlier⁵¹; and girls face severe discrimination.⁵² Making education more equal means improving access to education for all — from early years through to at least secondary schooling.

The evidence from around the world shows that raising quality while focusing on making education more equal is key to raising standards for all, and tackling broader inequality in society.⁵³ In other words, if a government wishes to ensure that education contributes to building a more equal society, then education systems themselves need to be more equal. Action on equality and quality must go hand-in-hand: they cannot be seen as policy trade-offs.

Addressing the combined challenge of expanding educational access together with improving learning for all young people, regardless of their background, must remain a top priority for governments. But the reality in the majority of developing countries is that there is an enormous gulf in the schooling experience of its richest and poorest girls and boys. The richest children tend to go to private well-resourced schools, in which their talent is nurtured, usually until the end of secondary schooling, and often beyond. The poorest manage a few years in an underfunded public school, often with an overwhelmed teacher; they learn little, drop out in large numbers and their talent is squandered. Many of the poorest girls, in particular, don't even make it through the classroom doors.

The international community, through Sustainable Development Goal (SDG) 4, has committed to inclusive, equitable and quality primary and secondary education for all children by 2030.⁵⁴ The challenge remains in turning these words into reality—that requires tackling the twin crises of quality and inequality in countries with poor education systems. This report shows how governments can do it through the right policies.

Box 3: Defining quality, equity and equality in education

When discussing inequality in education, we discuss both ‘inequality of opportunity’ and ‘inequality in outcomes’. We sometimes use the word ‘inequity’ and ‘inequality’ interchangeably. Oxfam recognizes that these are contested terms that are used differently by different people. Oxfam has chosen, in the main, to talk about *equality* in education to better mirror the importance of the broader struggle towards greater equality in societies.

Oxfam recognizes that the education sector has often used the term ‘equity’ to signify an approach that considers the social justice ramifications of education—i.e. the fairness or justness of education. We recognise the fundamental importance of social justice, and apply the same principles to the term ‘equal education’. Oxfam’s interpretation of equal education also includes the important role of education as public good, in fighting for equality, and other social goods.

In some instances, however, the word ‘equity’ is deliberately used⁵⁵ because equality in education is not always achieved through equal policy interventions for all, i.e. the poorest children often require more resources to catch up, and eventually close the achievement gap, or children with a disability may require additional support. This is at the heart of equitable policy making in educational provision.

When talking about ‘quality’, it should be clear that this is not focused only on equipping children with basic skills (such as literacy and numeracy); such foundations are critical but insufficient to unleash the equity-enhancing and transformative role of education. Rather, Oxfam believes that a good-quality education supports the cognitive, creative and emotional development of all learners. Education should be transformative for learners.

2 THE POWER OF EDUCATION

Education can be a powerful tool for individual opportunity. It can help equip men and women, rich and poor with equal voice and power; it can drive social mobility, build more cohesive societies and, ultimately, build greater equality. This section reviews the evidence of the unparalleled power of education to act as an equalizing force.

EDUCATION CAN FIGHT POVERTY

There is considerable evidence that education tackles poverty. It is estimated that extreme poverty could be halved if universal primary and secondary education was achieved.⁵⁶

Universal free education enhances people's wage-making power, and can bring them out of poverty. Low levels of education hamper economic growth, which in turn slows down poverty reduction.⁵⁷

UNESCO estimates that each year of schooling raises earnings by around 10%;⁵⁸ this figure is even higher for women. In Tanzania, having a secondary education reduces the chances of being poor as a working adult by almost 60%.⁵⁹

Investment in education is also a proven enabler of the whole sustainable development agenda: it can lead to improvements in long-term health benefits, help ensure greater gender equality, promote democratic governance and peace, foster more sustainable livelihoods and tackle environmental degradation.⁶⁰

'Education is the great engine of personal development. It is through education that the daughter of a peasant can become a doctor, that the son of a mine worker can become the head of the mine, that a child of farmworkers can become the President of a great nation. It is what we make out of what we have, not what we are given, that separates one person from another.'

Nelson Mandela

EDUCATION CAN FIGHT ECONOMIC INEQUALITY

A growing body of evidence has shown that extreme income inequality is preventable through investment in quality and equitable education.⁶¹ Increased spending on education is, as the IMF has highlighted, an element of the 'right policies' to tackle inequality.⁶² The OECD has made education central to their policy agenda for tackling rising income inequalities in both developed⁶³ and emerging economics.⁶⁴ The 2018 *World Inequality Report* pointed to the need for public investment in education 'to tackle existing inequality and to prevent further increases'.⁶⁵

This is because public spending on education has an immediate impact on income inequality and poverty by redistributing public resources; it can also have a secondary and longer-term impact on inequality by its effects in promoting social mobility, and boosting future earnings and opportunities.

The expansion of schooling across the developing world has had a particularly profound impact on poverty and inequality; as greater schooling targeted the most disadvantaged populations, it had a large impact on inequality. An IMF cross-country analysis⁶⁶ found that, while spending on education is ‘*always inequality reducing*’, they noted that expansion in developing countries over the last few decades accounts for much of this. This means that education expansion over the last 15 years has had a ‘significant impact’ on income inequality across multiple countries—especially in developing and emerging economies.⁶⁷ Looking to the future, the IMF noted that continuing to tackle inequality in education will put ‘*strong downward pressure on income inequality*’.⁶⁸

Continual investment in bringing increased levels of education to more of the population must therefore be a central to fighting inequality and poverty. This is particularly pressing now, as previous progress on poverty reduction is stalling. With extreme poverty increasing in sub-Saharan Africa,⁷⁰ expanding education, as an engine for poverty reduction, must continue to be a focus for governments.

EDUCATION CAN FIGHT GENDER INEQUALITY

Education has a particularly important role to play in fighting the economic divide that both drives the gap between women and men and is driven by it.

By ensuring all girls have equal educational opportunities, governments can have a huge impact on women's empowerment and gender inequalities. The considerable progress in reducing gender disparities in school enrolment over the last 15 years or so—mainly at primary level—has helped to reduce gender inequalities. But significant inequalities still exist in many countries. Data consistently shows, especially in low- and middle-income countries, that girls from poor families are the children most likely to be (and remain) out of school.⁷¹ There remains an extremely troubling likelihood for girls not to continue their schooling beyond primary education. They are also substantially more likely to drop out of school earlier due to work or early marriage.⁷² Girls also often have to juggle a multitude of domestic duties—such as fetching water, cooking and cleaning—with school work.

These gaps need to be overcome to fight gender inequality in the short, medium and long term. When girls and young women are educated—even to primary level, but ideally up to at least secondary—the benefits are significant, for themselves, their families and their societies.

‘Education can be a locus of gender inequality, where stereotypical behaviour and views are reinforced, or a catalyst of transformation, providing individuals with opportunity and capability to challenge and change discriminatory attitudes and practices.’

UNESCO, Global Monitoring Report 2016 Gender Review⁶⁹

Ensuring that girls can continue in school longer plays a well-established role in limiting other practices, such as child marriage.⁷³ Expanding secondary level education has been shown to have the biggest impact overall on reducing child marriage.⁷⁴ Girls and young women with no education are three times more likely to marry before 18 than those with a secondary or higher education.⁷⁵ It is estimated that if all girls in sub-Saharan Africa and South and West Asia completed secondary education, there would be a 64% drop in child marriages.⁷⁶ Girls pushed into child marriage, almost always to older men, often become pregnant while still adolescents, causing gender and age imbalances that leave them struggling to negotiate their sexuality.⁷⁷ Neither physically nor emotionally ready to give birth, they face higher risks of death in childbirth—the leading cause of death among older adolescent girls in developing countries.⁷⁸ Such practices are often viewed in communities as a part of the traditional way of easing economic hardship by transferring this ‘burden’ to her husband’s family, or to preserve a girl’s honour: the underlying driver, though, is inequitable relationships between men and women, boys and girls.

The disproportionate benefits of expanding education extends to women's children. The more educated mothers are, the fewer of their children die are subject to early death, waterborne diseases, malaria and malnutrition.⁷⁹ In Kenya, education reforms that increased schooling for young women by 1.8 years also lead to a 34% decline in the maternal mortality rate later in their lives. UNESCO estimates that if all women completed primary education, there would globally be a 66% reduction in maternal deaths, and a 15% reduction in child deaths.⁸⁰ All this helps to reduce the transmission of intergenerational poverty and inequality.

EDUCATION CAN DELIVER DECENT WORK

Education disrupts persistent and growing inequality by supporting the growth of more decent work, raising incomes for the poorest.

These opportunities are significant: in El Salvador, for example, 47% of adults with a secondary education have a formal employment contract, compared to just 5% of those with less than primary education;⁸² while in South Africa, completing upper secondary education, as opposed to just lower secondary education, raises the chance of employment from less than 45% to 60%.⁸³ The work and income effects of education are particularly marked for women. In Pakistan, for example, working women with good literacy skills earn nearly twice as much as women with weak literacy.⁸⁴

However, the more significant wage-boosting power of education does not come simply from basic literacy, but from the education that can be received at secondary level and above.⁸⁵ Thus, ensuring that poor children, especially girls, advance through the education system is crucial. As the World Inequality Lab states, ‘*more equal access to education and well-paying jobs is key to addressing the stagnating or sluggish income growth rates of the poorest half of the population*’.⁸⁶

‘Education should be a driver of equal opportunity and social mobility, not a transmission mechanism for social injustice.’

Global Education Monitoring Report, 2010⁸¹

Current trends in working patterns and the nature of employment

seem likely to elevate the importance of good education for all in reducing inequality. Many economies are now shifting employment away from agriculture and manufacturing, while demand for high-skill workers grows. The global employment share of high-skill workers has grown by almost 40% since 1990, and work is increasingly polarized between high- and low-skill jobs, as increasing automation puts low- and medium-skill jobs at risk.⁸⁷ With many of the world's low-skilled jobs most susceptible to automation, developing economies will be at greater risk of technology-induced unemployment. For instance, it is estimated that half of the world's jobs are expected to disappear due to automation by 2030.⁸⁸ There will be an increased demand for high-skilled labour as many low- and medium-skilled jobs become obsolete. The very nature of this work requires dramatically increasing the quality of education in almost all developing countries. Thus, holistic high-quality education that teaches critical thinking and higher-order skills, not just narrow numeracy and literacy, will be vital because these will be the skills required for the jobs of the future.

EDUCATION CAN BRING US CLOSER TOGETHER

The opportunity for every child to learn and make the most of their talents is crucial for building fairer societies, and, crucially, the sense that a society is fair among its citizens. Education can help to promote long-lasting, inclusive economic growth and social cohesion; it can empower individuals to reach their full potential and enjoy the fruits of their labour, regardless of their circumstances at birth. Education can also help to mitigate some of the more corrosive impacts of extreme inequality on society, such as the erosion of democratic institutions.

Social mobility—the ability to move up the income ladder, both in one's lifetime and relative to one's parents—is central to reducing inequality, fighting poverty and inclusive growth. Historical evidence clearly shows that equal education has been a major driver of social mobility, and continues to be the case in many countries.⁸⁹

On an individual level, the abilities to read, write, and analyse and evaluate different sources empower citizens to engage in civic and political life. In a democratic society, education offers individuals the tools to exercise their right to an equal say over the structures and policies that govern their lives. Extensive research, dating back at least to the 1970s, bears out the intuitive expectation that increased education leads to greater political and civic engagement.⁹⁰ This holds in wealthy countries,⁹¹ as well as less wealthy democratic countries. The latest Afrobarometer survey of 36 African countries, for example, shows that respondents who had completed primary school or above were all more likely to have ever contacted their local government councillor than those with no or very little formal education.⁹²

This matters for nations as a whole, not just individuals. Around the world, higher levels of education correlate to greater support for democracy, as opposed to less equitable and participatory forms of government.⁹³ Analysis of this data has showed clearly that:

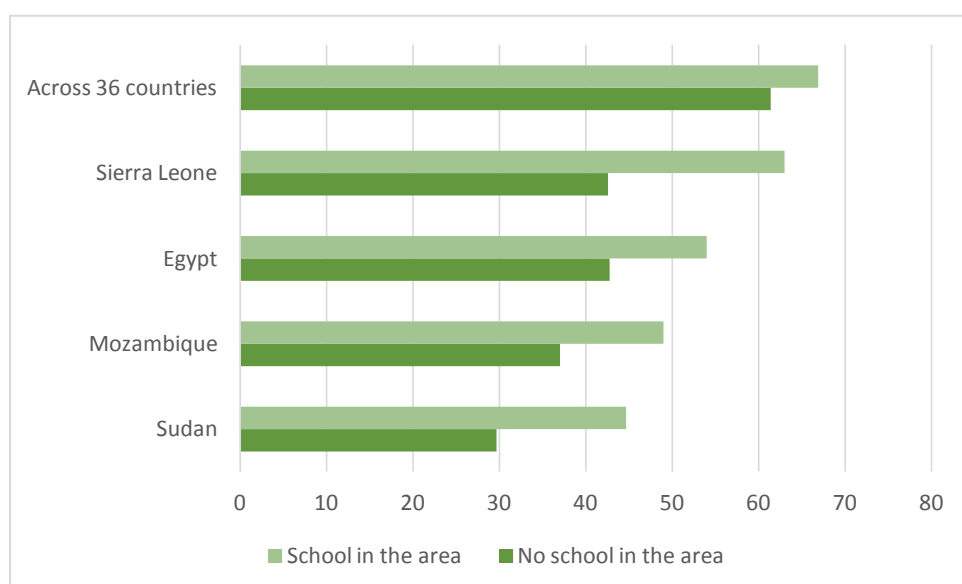
- education itself leads to democracy;
- this relationship holds across countries; and

- as education levels increase, democracies are more likely to be stable and to persist in the face of challenges.⁹⁴

The same Afrobarometer survey shows that education levels are a significant predictor of support for democracy and rejection of non-democratic alternatives, with a 13 percentage point increase in support for democracy among those with some secondary education compared to those with no formal schooling, and nearly a 20 point difference between those who have completed university and those with no schooling.⁹⁵ As shown in **Figure 3**, even having a school in the local area increases support for democracy, with this difference most marked in some of those countries—such as Egypt and Sierra Leone—where democracy is less well-entrenched.⁹⁶

The evidence thus indicates that, in countries where access to education is restricted, opening up education to a broader section of society plays an important role in entrenching democracy and democratic decision making. As one recent analysis of the data concludes, *‘education causes the more inclusive groups to dominate politics’*.⁹⁷ This is borne out by a recent study by economists Mark Gradstein and Moshe Justman, which has made explicit the role of public education specifically in building the social cohesion that underpins inclusive and equitable government and politics, or, as they describe it, the role of public schooling in providing benefits *‘by shrinking the “social distance” between individuals’*.⁹⁸

Figure 1: Surveyed level of support for democracy among 36 African countries



Source: Data taken from the Afrobarometer Survey. Afrobarometer Data, 2016, available at: <http://afrobarometer.org>.

In developing countries (especially fragile states where the social contract is still being built), the delivery of public education plays a crucial role in building state–citizen trust. Studies show that positive schooling experiences give children and families faith in government and society. If coverage or quality of government schools are very weak, it can erode this faith.⁹⁹ This is particularly important in fragile and low-income countries, where the only visible sign of that contract may be the local school.

More equitable public education is key to building or repairing the social contract, by helping people to participate more equally in public discourse, democracy and decision making; increasing the sense of equal opportunities; and helping to build a coherent sense of ‘the

3 THE PROBLEM OF UNEQUAL EDUCATION

In spite of the vast potential of education to tackle inequality in society, at present, education systems in many developing countries are largely reproducing inequalities. Vast disparities in educational opportunities are a mirror image of pre-existing inequalities in wider society.

The education available to the majority is letting children down, because it is often very poor quality; not free; or biased against the poor, the disabled or the most marginalized. Many girls continue to struggle to go to school; when in school, they have to fight against powerful patriarchal expectations of their roles. This gets in the way of these children realising their potential, and limits education in its power to transform lives and promote meaningful opportunity.¹⁰¹ Put simply; currently education is simply not doing enough to help bring societies closer together.

In developing countries, children from rich families are 7 times more likely to complete secondary school than children from poor families.¹⁰² Even in rich countries, only three quarters of children from the poorest families complete secondary education, compared with 90% from the richest families.¹⁰³

GRAPHIC on secondary completion rate

THE STATE OF EDUCATIONAL INEQUALITY

While patterns of educational inequality vary between countries based on historical, geographical or economic factors, common bases of inequality include:

- rural/urban divides;
- family income poverty;
- gender;
- disability;
- ethnic, religious or language identity; and
- location.

There has been huge progress since the 1990s in getting more children into primary school. However, there still remain gaps in progression across primary school, and many of the most marginalized and poorest, often girls, remain out of school. An average level of primary school completion of 74% across low- and lower-middle income countries¹⁰⁴ masks large

and often persistent inequality gaps. These gaps are largely between children from the poorest and wealthiest backgrounds. In Pakistan, for instance, more than 75% of the richest children complete primary school, but fewer than 30% of the very poorest do.¹⁰⁵ In Denmark, 9th grade students from the upper middle class score 30% better in exams than children from poorer households.¹⁰⁶

These gaps widen further after primary school. In a large majority of developing countries, the poorest have less than 10% of the chances of rich children to attend higher education. For example, in Malawi, a poor child has about 30% of a wealthier child's chance of enrolling in secondary school, and less than 1% of a wealthier child's chance of enrolling in higher education.¹⁰⁷

Location is another common source of inequality. In most developing countries, rural children are at a distinct disadvantage. In Senegal, urban children are twice as likely to be in school as rural children.¹⁰⁸ In most low- and middle-income countries, children with disabilities are more likely to be out of school than any other group of children.¹⁰⁹

Figure 2: Primary completion rates for different regions, between the poorest and richest quintiles



Source: Data taken from the World Inequality Database on Education (WIDE) available at: See <https://www.education-inequalities.org/>

These patterns are broadly reflected in learning inequalities; the poorest children consistently perform at lower levels than their wealthier peers. In Madagascar, by the end of primary school, 97% of the richest learn the basics in reading, but only 15% of their poorest counterparts meet the same level.¹¹⁰

Much has happened to get more girls into school over the last half decade, with the average years in school for girls doubling globally from three to seven years. However, in some countries, there is still an incredibly low level of access even to primary school for girls: in Central African Republic, Chad, more than a third of girls of primary school age are out of school; this is even higher in Liberia (64%).¹¹¹ In India, girls from the richest 20% get an average of 9.1 years of education, where children from the poorest 20% get an average of 0 years.¹¹² But it is the poorest rural girls—those facing intersectional discrimination—who face the greatest challenges in getting to school, especially in highly patriarchal societies. For instance, deeply rooted gender inequalities in Pakistan are reflected across all groups, but for poor children, especially in rural or disadvantaged areas, it acts as a powerful exclusionary force from education (see **Figure 3**). As a result, poor girls are three times as likely as poor boys to have never attended school.¹¹³

Figure 1 consists of 10 horizontal dot plots arranged in two groups: '+ Gender' and '+ Region'. Each plot shows the percentage of the population in the poorest and richest wealth quintiles, broken down by gender and region. The regions are Sindh and Gilgit Baltistan. The plots are arranged in two groups: '+ Gender' and '+ Region'. Each plot has a vertical line at 100% on the left (Poorest) and 0% on the right (Richest). Data points are colored green for Sindh and yellow for Gilgit Baltistan. The plots show that in Sindh, the poorest and richest quintiles are concentrated in the poorest and richest regions, respectively. In Gilgit Baltistan, the poorest and richest quintiles are more evenly distributed across the regions.

Group	Category	Region	Percentage
+ Gender	Wealth	Poorest	100%
		Richest	0%
	Poorest	Female	100%
		Male	100%
+ Region	Poorest, Female	Sindh	100%
		Gilgit Baltistan	100%
	Poorest, Male	Sindh	100%
		Gilgit Baltistan	100%
+ Region	Richest, Female	Sindh	0%
		Gilgit Baltistan	0%
	Richest, Male	Sindh	0%
		Gilgit Baltistan	0%

UNEQUAL EDUCATION DIVIDES US

If they make it into education, the world's poorest girls and boys—due to poverty, ill health and chronic malnutrition—will arrive at the school gates already severely disadvantaged. They will then struggle in overcrowded classrooms that lack teachers, textbooks and toilets. They will pass on their poverty to their children.

As long as the schooling offered in villages, towns and cities across the developing world is segregated by class, wealth, ethnicity, gender or other signifiers of privilege and exclusion, it will cement inequality. Segregated patterns of schooling build segregated communities by driving a wedge between the haves and the have-nots right at the start of life. When schools become a haven for equity in the community, they can challenge the rules that perpetuate economic inequality in broader society: they can give young people the tools to go into the world and build more equitable societies.

UNEQUAL EDUCATION IS ERODING DEMOCRACY

20

Growing inequality is contributing to mistrust among the public of democratic institutions in many countries.¹¹⁴ When governments fail to deliver basic functions expected by citizens, such as quality public services, they feel let down. When governments fail to ensure taxes are paid to enable them to provide public services, and when people see no dividends from democracy, that mistrust erodes democratic institutions. According to the International Trade Union Confederation's 2017 Global Poll, 85% of the world's people want the rules of the global economy rewritten, and people unanimously believe that the world would be a better place if governments were more committed to delivering public goods, such as education.¹¹⁵

Inequality in education is also contributing to a sense of social mobility being jammed, and the game being stacked in favour of the privileged. '*Mobility has stalled in recent years*',¹¹⁶ is the conclusion of a recent World Bank report using a new Global Database for Intergenerational Mobility¹¹⁷ that covers 96% of the world's population. The report looks at both economic and educational mobility. Both are much lower on average in developing economies than high-income economies, with 46 of the bottom 50 countries drawn from the developing world.¹¹⁸ Africa and South Asia, the regions with most of the world's poorest people, have the average lowest mobility. In some low-income and/or fragile African countries, only 12% of today's young adults have more education than their parents. This shows that the prospects of too many people across the world are still too closely tied to their parents' social status rather than their own potential—and that education is doing very little to unleash the opportunity and talent of the many. Educational and economic mobility are most stagnant where substantial learning gaps exist between students at differing ends of the socio-economic scale, i.e. where education systems are highly unequal.¹¹⁹

Rich countries are not immune to slowing social mobility, which adds to a sense of stalled chances for the average worker and their children. The USA, for example, has particularly poor social mobility (see **Box 4**). In the report '*A Broken Social Elevator?*', the OECD documents a pattern of accelerated income inequality and stagnant social mobility across the world's 24 richest countries since the 1990s. It contrasts the prospects of younger generations with those of people born between 1955 and 1975, when social mobility was a 'reality' and children from the poorest families often exceeded their parents in wealth and education.¹²⁰

Analysis of recent social mobility trends by both the OECD and the World Bank have come to very similar conclusions: to help lower income inequality and enhance social mobility, countries must invest in good-quality and equitable education. This is especially important in contexts in which a good education is only available to those who can pay for it, as this leads to opportunity being hoarded by the wealthy. Researchers describe this phenomenon as the 'commodification of opportunity', whereby instead of accessing the opportunities that come with a decent education by right as a citizen, through a free public system, individuals must buy their way into opportunity by purchasing services privately.¹²¹ This creates situations in which the chance to enter more elite professions or earn higher incomes is passed on within families, and inequality deepens with each generation.¹²²

Box 4: Is the 'American Dream' over?

'Life should be better and richer and fuller for everyone, with opportunity for each according to ability or achievement..., regardless of the fortuitous circumstances of birth or position.' This is the definition of the 'American Dream' by James Truslow Adams in his book *The Epic of America*, published in 1931.¹²³

However, as the OECD has recently noted, in the United States: *'this concept of equal opportunities for all, however, has become a mere dream for some, while a privileged few enjoy abundant opportunities to succeed in life.'*¹²⁴

Recent research shows that there can be an enormous gap between the public discourse about equal opportunity and the reality of unequal access to education in the United States. For instance, out of a hundred children whose parents are among the bottom 10% of income earners, only twenty to thirty go to college. However, that figure reaches ninety when parents are within the top 10% of earners.¹²⁵

This appears to be linked to increasing gaps in education: over the past three decades, increasing wage gaps between secondary school graduates and secondary school dropouts has been a major source of rising inequality.¹²⁶

Historical intergenerational social mobility in the United States has been shown to be very strongly correlated to education. In one study of social mobility in the USA, the strongest predictors of social mobility later in life is learning and educational quality, both individually and within the community in which a child lives (adjusted for the income of that community). Secondary predictors of social mobility were based on school quality based on inputs, spending and class sizes.¹²⁷

In other words, education was a major part of the American dream. It is now part of unravelling it.

INEQUALITY IN SPENDING

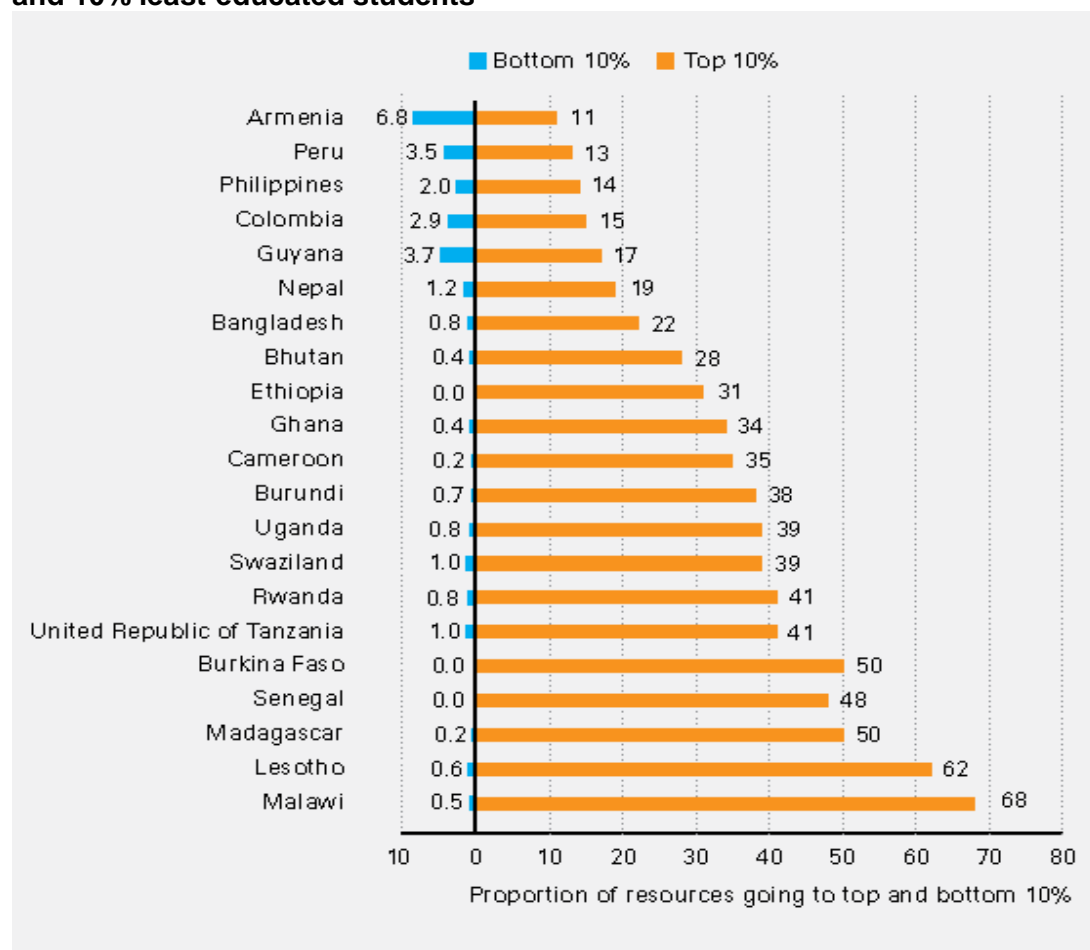
Spending on equalizing education can have a long-term impact on inequality by helping to provide all citizens with the same opportunities. In order to do this, it must foster social mobility. World Bank data shows that, while greater social mobility is associated with higher public spending, the focus must be on building equitable and quality education systems.¹²⁸ However, currently, too little financial resources are targeted at reaching the poorest and most marginalized in many low-income countries.

Education budgets are often configured in a way which favours the wealthiest and most advantaged areas, or which fails to remedy disadvantage. On average, in low-income countries, 46% of public education resources are allocated to educate the 10% most-educated students.¹²⁹ This is partly the result of the perverse spending patterns in education: the very poorest children often end up having the least spent on them because they drop out of school often after only a few short years, or, possibly don't go to school at all. But it is also a result of significant shares of education budgets being allocated to levels of education that are disproportionately accessed by higher-income groups, i.e. tertiary level. This is most dramatic in some of the world's poorest countries with the greatest educational inequality: in Malawi, Burkina Faso, Madagascar, Lesotho and Senegal, the richest 10% all get more than 50% of government-allocated education resources. In Malawi, the top 10% use 68% of all public resources in education;¹³⁰ close to a third of their education budget goes to tertiary education, yet figures show this is almost exclusively accessed by wealthier families.¹³¹ A child from a family on the bottom three rungs of income—middle, poor, and poorest—have a less than 1% chance of completing a tertiary education, while the richest children have a 20%.¹³²

This is explained by the fact that it inherently costs more per pupil to fund tertiary education

than primary school. But it often also reflects a level of spending per pupil in government primary or secondary schools that is far too low to provide quality for the majority, combined with generous spending per student at tertiary level. In Malawi, government spending on a tertiary student is over 225 times the amount spent on an average primary school student.¹³³ In Liberia, it is 1,000 times.¹³⁴ Compare this to OECD countries where this tends to be, on average, only about five times larger, in contexts in which a far greater proportion of the less wealthy go on to higher education.¹³⁵ This is leading to perverse spending patterns, whereby a tertiary education available to the elite is subsidized by the state, while poor children struggle in underfunded classrooms too poor to deliver quality, with poor parents contributing to keep underfunded schools afloat. This is manifestly unfair. It is also self-evident that this is unlikely to unleash the equalizing potential of education or boost social mobility.

Figure 4: Percentage of public education resources going to the 10% most-educated and 10% least-educated students



Source: Steer, L., & Smith, K. (2015). *Financing Education: Opportunities for Global Action*. <https://www.brookings.edu/wp-content/uploads/2016/07/FinancingForEducation2015.pdf>

THE PRESSURE ON PUBLIC EDUCATION

As public schooling has expanded in developing countries, education systems have struggled to keep up with the magnitude of demand. Millions more children now go to school, but too many governments have failed to make the investments required to ensure quality education for all children. While many countries are making serious efforts to prioritize education spending,¹³⁶ on average lower-income countries are still spending only half of what is needed per student to deliver a decent quality education.¹³⁷ Donors are failing to deliver the increased aid to help meet this financing gap. As a result, many countries face a learning crisis: UNESCO estimates that 330 million children are in school but still not even learning basic skills.¹³⁸ Education should be equipping children with these and all the additional skills they need to lead healthy, productive and meaningful lives. These are the skills that will help to beat inequality.

In addition to the continuing crisis of educational access, this ‘learning crisis,’ is one of the most pressing education challenges facing the world. In Uganda, when third-grade students were asked to read a sentence such as ‘the name of the dog is Puppy’, three-quarters did not understand what it said. In rural India, only just over a quarter of third-grade students could solve a two-digit subtraction; by fifth grade, half could still not do so.¹³⁹ The evidence clearly shows the degree of underachievement in many public education systems. This is unacceptable and requires urgent action.

The learning crisis has led some to question whether public education alone can deliver the solution, with a number of highly influential actors advocating to scale-up private provision of education—often using public funds—to tackle this learning crisis.¹⁴⁰ However, evidence suggests that such an approach is diverting attention from action on equalizing education and undermining the task of scaling-up quality for all, while doing little to address the learning crisis at scale.

Box 5: Chile's disastrous experiment with vouchers

Probably the largest-scale example of a voucher system – a government subsidy which allows parents to use public funds for private schooling - comes from Chile, where they were first introduced in 1980 under the dictatorship of Augusto Pinochet. This was part of a reform that led to massive redirection of government resources from public to private education. Wealthier families were far more likely to make use of vouchers to subsidize private education, and there was a rapid stratification of the system, with poorer students congregated in the (now under-resourced) public sector. Nevertheless, these private schools added ‘*little or no academic value*’ and, once students’ backgrounds were accounted for, produced no better results than public schools.¹⁴¹

After the election of a more equity-focused government in the 1990s, further reforms led to greater investment in education, some restrictions on the operation of voucher-funded private schools, and other school reforms. The voucher system as a whole, however, remained in place.

The Inter-American Development Bank reports that public education has improved in Chile in recent decades due to unrelated government reforms, including those related to the school day, improved nutrition and pedagogical support.¹⁴²

At the same time, there has been a huge downside in terms of '*pronounced socioeconomic stratification*'¹⁴³ and segregation of the school system.¹⁴⁴ Middle-class and wealthy students increasingly '*sorted*' themselves into private-voucher schools, while poorer students were left in public schools.¹⁴⁵ This is decidedly not a neutral outcome; quite apart from the obvious damage to social cohesion, it creates educational disadvantage for poorer students. Those public schools in areas where the voucher programme had the largest effect suffered the worst drops in performance, while even within private-voucher schools, the correlation between student backgrounds and test scores is extremely strong.¹⁴⁶ Chile's experiment has thus resulted in massive inequality without producing quality for the majority, and has been proven to have damaged social cohesion.¹⁴⁷

Can the private sector address the learning crisis?

A number of prominent donors, including the World Bank, are promoting and funding private sector approaches for education delivery in developing countries, and some governments are pursuing them as a means of solving pressing challenges in public education systems, including slow progress in improving learning. This has led to increased private sector involvement in education, through the growth of independent private schools, including commercial and for-profit chains, as well as the expansion of public-private partnerships (PPPs).

The term 'PPPs in education' refers to the public funding of private schools for the delivery of education. This can be through direct assistance to private schools—such as per-student subsidies, block grants, or funding to private organizations to manage public schools (sometimes called “supply-side” PPPs)—or through “demand-side” funding, such as vouchers, scholarships, or cash transfers for students to use in accessing private schools. In recent years, there has been a growing phenomenon of “low-fee private schools” - private schools aimed at lower-income families in poor countries, often with a profit orientation - and PPPs that partner with such schools to deliver education.

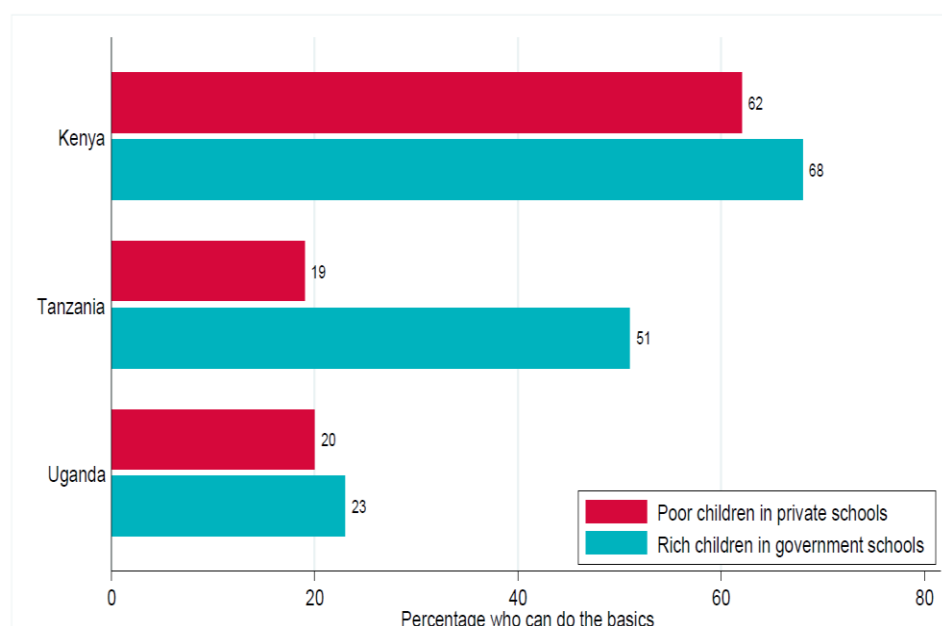
These strategies are often presented as part of a 'school choice' agenda to give students the choice of opting out of local public options so they can access (an assumed) better education in private schools. These better performing schools, it is envisaged, will bring competition into education systems—the cumulative effect of such choices on the education system would be to drive up quality across the sector, while improving efficiency and accountability.

Evidence is often cited of the better-quality education provided by private schools in developing countries to underpin these arguments. However, recent evidence casts doubt on the claim that privately-run schools offer inherently better-quality education. Much of the evidence cited to support the claims that private schools offer inherently better-quality schooling tend to conflate the effects of private schools themselves with the effects of the type of students who enrol in private schools. This is because private schools may skim off the relatively higher-income students who are easier and most profitable to teach, which often leads to better testing results in private schools.

One study in Kenya, Tanzania and Uganda exemplifies the role of social advantage for wealthier children. Even comparing richer students in government schools with poorer children in private schools, the study shows richer children do better than poorer students in all environments (see **Figure 5**)¹⁴⁸. This highlights the importance of understanding the

conditions under which children, whether rich or poor, can learn in government schools and acting to redress what is holding poor children back.

Figure 5: Learning outcomes for richer and poorer children in government schools in Kenya, Tanzania and Uganda



Source: Taken from Rose, P. Sabates, R. Alcott, B & Ilie, S. (2017). Overcoming Inequalities Within Countries to Achieve Global convergence in Learning. Research for Equitable Access and Learning (REAL) Centre, University of Cambridge. Education Commission Background Paper, The Learning Generation.

Ultimately, as the World Bank's *World Development Report 2018* points out, there is no consistent evidence that private schools deliver better learning outcomes. Citing comparisons across 40 countries that seek to adjust for differences in student characteristics, it concludes that there is '*no private school advantage*' in the vast majority of countries¹⁵⁰ once social advantages (family income, literate parents, better nutrition, etc.) are considered. Analysis from across OECD countries backs this up: if public schools draw from the same population as private schools, any differences vanish.¹⁵¹

'There is no consistent evidence that private schools deliver better learning outcomes than public schools, or the opposite.'

2018 World Development Report, the World Bank¹⁴⁹

Moreover, the relatively lower-income children who do attend 'low-fee' schools are receiving an education explicitly designed to be cheap, and which is often of observably poor quality.¹⁵² Low-fee schools keep costs low by using strategies that impact negatively on education quality, such as reliance on unqualified, poorly trained teachers who are paid extremely low wages, and low investments in school facilities and other resources that promote learning. This raises serious questions about the quality of education on offer.¹⁵³ A 2017 preliminary evaluation of a PPP program in Liberia which handed over public schools to private operators including low-fee chains, found that one for-profit school operator, Bridge International Academies, achieved modest improvements in learning. But in order to do this, they expelled children to achieve reductions in class sizes, spent more than 13 times the per pupil funding in public schools, and were allocated additional teachers as well as the first choice of better-trained teachers.¹⁵⁴ These findings call into question claims of better quality

and cost effectiveness in these PPP schools.

Privatization of education drives inequality

When schools charge fees to parents, no matter how small, they are likely to be unaffordable for the poorest families.¹⁵⁵ In Ghana, for example, a major low-fee private school chain targeting the poor (Omega Schools) charges fees that are equivalent to 40% of the income of the poorest families per child.¹⁵⁶ In Senegal, only 8% of private secondary school students come from households whose expenditure per capita is below the national median—suggesting that fees are unaffordable for poorer families.¹⁵⁷ Such unaffordable fees mean that families have to make huge sacrifices with other basic necessities. In some cases, this can lead to splitting families, as parents chose to invest their meagre incomes in some children and not others—with girls and children with disabilities more likely to be left out.¹⁵⁸

Box 6: PPPs in Pakistan

Pakistan has some of the largest educational gaps in terms of wealth and gender, especially for a country of its income level. With 24 million children out of school, and only 15% of poor rural girls completing primary school¹⁵⁹, Pakistan has some of the lowest public spending levels in the world. Almost all wealthier parents send their children to private schools, while the poorest students struggle in crumbling public schools. With such pre-existing inequalities, and an underfunded and underachieving public system, any prospective educational reforms must be assessed for their likely impact on equity, with a focus on those most likely to be left out—girls and the poorest—and building a system-wide approach to addressing their needs.

Oxfam recently commissioned research on a World Bank-funded education PPP programme in Punjab province administered by the Punjab Education Foundation, which provides public funding to low-fee private schools to deliver education. The study's findings raise serious concerns about equity and access for marginalized populations in the PPP schools, as well as education quality and accountability challenges. School principals/owners in the sampled schools reported that:

- Very few children in their schools were previously out-of-school (only 1.3 percent);
- Gender parity was not being achieved in most of the schools sampled, among co-ed schools in the sample, 75 percent had more boys than girls;
- Very few children with disabilities were accessing the schools in the sample. Most schools were not wheelchair-accessible and none had a special needs teacher;
- Non-fee expenditures were a significant financial barrier to access for the poorest children (such as uniforms, meals, books, transportation). The costs for one child could represent half the income of a parent living at the poverty line; and
- Schools were actively selecting and screening out children based on their academic ability, including through admissions screening tests.

The findings shed light on the unintended consequences of a high-stakes 'reward and sanction' incentive model, in which payment to schools is determined by their performance on a standardized test. The findings suggest that this approach is leading schools to employ student screening, selection and exclusion techniques in order to boost test scores, and creates disincentives for schools to cater to the poorest and most marginalized children and children with disabilities, who may be less likely to perform well on standardized tests. In addition, the findings raise questions about the quality of education and teaching being provided in the low-resource private schools in the programme. The schools in the sample employed an underqualified teacher workforce, with very limited access to training; teachers were predominantly female, with average reported salaries less than half the minimum wage, suggesting that the system relies on

gender inequalities in the labour market.¹⁶⁰

Oxfam is currently conducting research into Sindh Education Foundation, a similar PPP in the Sindh province.

A striking body of evidence is accumulating on the negative impact of educational policies focused on large-scale private sector involvement on equity, gender equality and poverty, including from: Chile (see **Box 5**), Peru,¹⁶¹ El Salvador¹⁶² and Colombia.¹⁶³ Recent research comparing approaches in Finland, Sweden, the USA, Canada, Chile and Cuba¹⁶⁴ found that '*privatizing education [including outsourcing] has accompanied lower and/or more disparate student performance*'.

Academic research has also echoed concerns about the equity impacts of PPPs in education service delivery. For example, a recent literature review has found that '*market-oriented PPPs seem to be especially problematic in terms of education inequalities, inclusion, and school segregation. This is due to the fact that the competitive environment that many PPP contracts generate incentivizes schools to try to select the best students, as well as to discriminate against those students less academically skilled or with special needs or behavioural issues*'.¹⁶⁵ Oxfam's own research has raised serious equity and quality concerns about a PPP program in Punjab, Pakistan, which has often been promoted as a success story by the World Bank and other donors (see **Box 6**).

There are particular concerns about a negative impact on girls' education. A review of literature on private schools in less-developed countries found that private schooling is not equally accessed by boys and girls.¹⁶⁶ Several country-level studies have also showed that there is a female disadvantage when families decide whether or not to send a child to private school—boys are more likely to be seen as a 'safe investment' in patriarchal societies in which girls are expected to be unlikely to gain decent work, or are likely to be married outside of the family.¹⁶⁷

Little rigorous research has assessed the cumulative effects of private schooling on the long-term health of the public-school system. Even if the expansion of private schooling were to bring short-term benefits, it can undermine the political constituency for effective public schooling in the longer term. For example, low-fee private schools keep costs low in large part by hiring underqualified teachers on short-term contracts paying poverty wages, sometimes below the minimum wage, which could lead to the creation of an untrained teacher workforce.¹⁶⁸ Moreover, where such schools are widely promoted, they displace efforts and funding to expand public education, leaving limited alternatives for these children who are left behind.¹⁶⁹

The lessons from around the world could not be clearer: pushing private or market-based alternatives to a public education system creates educational segregation, and exacerbates educational inequalities and thus wider social inequalities. It supports more advantaged students at the expense of those who most need support. This is a dangerous diversion from the real task of building greater equality into education systems.

4 DELIVERING QUALITY AND EQUALITY

The fact that the majority of education systems in developing countries are highly unequal, and that most public schools tend to struggle with issues of quality, is not an accident. It is the result of policy failures. Currently, many education systems do not have the right level of investment, and insufficient attention is given to supporting poorer children to learn.

In 2014, Oxfam brought together significant evidence to show that bad policy choices in public education, and the privatization of services, are increasing inequality. Conversely, public services work hardest to fight inequality when governments take appropriate policy solutions, i.e. providing free high-quality public services for all.¹⁷⁰ If paid for by fair taxation, this is one of the most powerful things a government can do to reduce the gap between the rich and ordinary people.

In education, the appropriate policy solutions include using public funds to provide high-quality public education that is free, universally available, accountable to communities, inclusive and subject to public oversight. It must pay attention to helping empower women and tackle gender inequalities. It should be funded through fair taxes invested at levels sufficient to ensure quality for all, as a down payment on the future of a nation.

The remainder of this report demonstrates, using evidence from across the world, how different types of policy solutions lead to very different outcomes.

We have a chance to correct the lottery of birth through education. Addressing the combined challenge of expanding educational access together with raising learning for all children and young people, regardless of their background, must remain a top priority for governments.

UNIVERSALIZING AND EQUALIZING BASIC EDUCATION

In recent decades, public education in developing countries has delivered remarkable results in a very short space of time. Primary school enrolment is now almost universal, with as many girls enrolling as boys—a huge challenge only a generation or so ago.¹⁷¹

However, there is still much to do. Millions have been left behind both inside and outside the classroom, with progress stubbornly stuck for those children born on the bottom rungs of society.¹⁷²

The ambition articulated in SDG 4 is that, within the next generation, all girls and boys should complete free, equitable and quality primary and secondary education. Even with eyes firmly on this goal, progress is currently painfully slow. At current rates, it could be another 100 years before all girls in sub-Saharan Africa have the opportunity to complete a

full 12 years of education as promised.¹⁷³

It is crucial for governments to invest in expanding education upwards to secondary level, especially for girls, who tend to drop out at higher rates than boys at secondary level. However, focus must also be kept on ensuring that those who fail to complete primary school are not left behind, as well as supporting the learning of the poorest.

Universalizing access, with a focus on equalizing education, also requires attention downwards—to the very early years of schooling. This is important, because, before they set foot in school, very young children in poor families display significantly differing cognitive and non-cognitive abilities than their wealthier peers (see **Box 7**).¹⁷⁴ In a range of rich and developing countries, children from poor households lag behind their more affluent peers by age three, with gaps widening as they grow.¹⁷⁵ Investment in early childhood education, especially pre-primary, can help overcome these gaps.

Box 7: The poorest start school with a disadvantage

Recent scientific evidence shows striking inequalities in cognitive ability from a very young age between children from poor families and their wealthier peers.¹⁷⁶ Before they even arrive at school, children from poorer families are at a remarkable disadvantage, which is hard to get over. These pre-existing cognitive gaps, and the resulting reduced levels of learning in the early years, remains the most important influence on later achievement in education, even when children's background characteristics are taken into account, including their poverty status, gender and their parents' education. In fact, this is second only to poverty status in explaining progress in education and levels of learning.¹⁷⁷

Evidence also suggests that those who cannot read in the early grades fall behind and rarely catch up.¹⁷⁸ Young people from poor households who were not learning at eight years old are very unlikely to access higher education.¹⁷⁹ Therefore, investing in the poorest children when they are very young is important for more equal educational outcomes

In developing countries, the problem is compounded by high levels of illness and malnutrition, which are strongly associated with cognitive gaps in children. Given that around a third of children under five are chronically malnourished, in low- and middle-income countries¹⁸⁰ these children arrive at school already severely disadvantaged.¹⁸¹

There is substantial evidence from developed countries,¹⁸² and a growing body of research from low- and lower-middle-income countries¹⁸³ demonstrating that early childhood education aimed at poor children, especially girls, are key to building greater equality into education. In Brazil, for instance, girls from low-income households who attended preschool were twice as likely to reach fifth grade and three times more likely to reach eighth grade, than their peers who did not attend preschool.¹⁸⁴

PUBLIC FIRST

As discussed in the previous section, approaches that expand the role of private and commercial schools in education systems have been shown to deepen inequalities in education, widening the gaps between those with privilege and those who are excluded. Instead, governments must devote themselves to the essential task of developing high-quality public education for all children and youth.

Under international human rights law,¹⁸⁵ governments are responsible for guaranteeing the right to education, regardless of provider; however states are also regarded as having principal responsibility for the direct provision of education in most circumstances. Thus, states have an obligation to both develop quality public education provision, and regulate and monitor private education institutions.¹⁸⁶ This requires states to ensure that private providers meet minimum standards, and that educational freedoms do not lead to extreme disparities of educational opportunity for some groups in society.¹⁸⁷ Managing the necessary regulatory framework to achieve this is difficult. This led the World Bank to conclude that *'governments may deem it more straightforward to provide quality education than to regulate a disparate collection of providers that may not have the same objectives'*.¹⁸⁸ In most cases, it is likely to be easier to focus on increasing quality in public provision, not least as managing private sector providers properly often raises the same technical and political barriers that education systems face more generally. The UN Special Rapporteur on the right to education stated that the rapid growth of private and commercial actors in education *'threaten[s] the implementation of the right to education for all and Sustainable Development Goal 4'*.¹⁸⁹

The role of international aid should be to target pro-poor and poverty reducing initiatives. Thus, the enthusiasm shown by some major donors for private education should be questioned. Oxfam research found the World Bank has been increasingly promoting education PPPs through its lending and policy advice to governments,¹⁹⁰ and another recent study found it has scaled up its direct investments in for-profit, fee-charging private primary and secondary schools through the International Finance Corporation.¹⁹¹ Instead, states should be supported to raise the quality of public education as a top priority.

The enthusiasm for private sector approaches in education also suggests a dangerous collective amnesia on the lessons of the past on what has been achieved through the provision of fee-free and public education.¹⁹² In many countries there is a need to challenge the pessimism, and the devastating poverty of ambition, about the ability of the public sector to achieve quality public education for all. Decades of government investment in public education lies at the heart of the high standards and universal provision in rich countries. Just a century ago, no country provided universal basic education for all its citizens; now, education is taken for granted as a core responsibility of the state, and the parameters of universal provision have progressively expanded. In developing countries, enrolment has risen dramatically, and today there are 50 million more children in school than in 2000.¹⁹³ Even in the midst of a widely acknowledged learning crisis, data from 31 countries shows an additional 15 million children are now learning at least basic skills in mathematics.¹⁹⁴

These successes have been the result of government commitments and public provision.

Box 8: Weak states leave an educational void in emergency situations

A quarter of the world's children live in countries affected by conflict or disaster, with 50 million forcibly displaced from their homes as a result.¹⁹⁵ More than one third of out-of-school children and adolescents are living in contexts affected by an emergency or conflict. Children in these countries are 30% less likely to complete primary school, and 50% less likely to complete lower secondary.¹⁹⁶ Conflict-affected countries show particularly worrying trends: they have higher dropout rates, lower completion rates, higher gender disparities and lower literacy levels.¹⁹⁷

Often by definition, state capacity and bureaucratic functions can be disrupted, making tasks such as the delivery of public education a particular challenge. There is still a need for more

evidence on the role and impact of private actors in delivering education in such contexts, but the evidence available does suggest a few themes.

While some private provision may be a necessary stop-gap, this must be part of a coherent plan to (re)build government capacity to provide public education and regulate the education system as a whole. Examples such as the Syrian refugee situation show the danger of proliferating private providers stepping in. Problems have been shown to include inefficiency arising from poor coordination, significant inequity, very poor quality, undemocratic decision making and exploitative profiteering.¹⁹⁸ Both donors and private actors should be actively thinking about long-term sustainability and how to support greater state capacity.

Emergencies, conflicts and political instability create threats to children's ability to go to school. Displacement due to conflict or disasters often place children in harm's way, and they may witness the destruction of their homes, schools and their families' livelihoods. Girls are often the worst impacted: displaced girls are two and a half times more likely to be out of school.¹⁹⁹

Emergencies, including sudden onset emergencies, are often used as an opportunity for massive expansion of private provision, in the form of 'disaster capitalism', in which opportunistic businesses seize openings created by disasters.

The same kind of opportunism can also arguably be seen even in countries with strong states: for example, in the U.S., the conversion of the whole New Orleans school district to privately run charter schools after Hurricane Katrina in 2005 caused thousands of experienced teachers and other school personnel to be dismissed from their jobs.²⁰⁰ Research from Tulane University in 2017 reported the charter system remains highly segregated by race and economic status.²⁰¹

Fee-free basic education

In 2015, 180 governments agreed the Education 2030 Framework for Action, committing them to provide 12 years of free and compulsory education by 2030. However, fewer than half of countries report currently offering 12 years of free education, and only just over half report at least 10 years. More than one quarter of countries do not report providing any free secondary education at all; only four in 10 African countries do so.²⁰²

However, in order to be universal and equal, education must be free. Experiments over the last 50 years have repeatedly demonstrated that fees act as a brake on education for the poorest. From the 1960s, free education spread around the world—particularly in newly-independent African countries—and led to massive expansion in school enrolment. In Kenya, for example, when early grade fees were abolished in 1974, enrolment in first grade nearly tripled.²⁰³ But, in the 1980s, as donors and creditors put pressure on social spending—including requirements for cuts—many aid-dependent countries re-introduced school fees, and saw the gains in enrolment reversed.^{204, 205} From 1990 to 1999, the number of out-of-school children in low-income countries grew, with notable increases in sub-Saharan Africa and Eastern and South-East Asia.²⁰⁶

The fact that '*user fees in education were working to stifle demand, particularly for the poorest and most vulnerable children*' was described by the World Bank and UNICEF in 2009 as a '*hard lesson*' that was crucial to '*the success or failure of current efforts to achieve education for all*'.²⁰⁷ They established the School Fee Abolition Initiative precisely to ensure that this lesson was implemented. From the late 1990s into the 2000s, low-income countries again worked to abolish school fees, and again saw enrolment rise rapidly: the number of out-of-school children of primary school age in low-income countries fell by nearly 40% between 1999 and 2009, even as populations grew.²⁰⁸

The message is clear: government investment in free universal public education is crucial for building equality because it gives every child a fair chance, not just those who can afford to pay.

The same lessons apply to secondary education. The persistence of fees at secondary level is one of the greatest educational challenges facing many developing countries. There is almost certainly a huge untapped reservoir of demand in many countries. In Ghana, after fees for senior high school (upper secondary) were dropped in September 2017, 90,000 more students flooded through the school doors at the start of the new academic year.²⁰⁹ In Ethiopia, one study estimated that if secondary schooling was completely fee-free, attendance rates would increase by 85% for the poorest, and 47% for the second poorest quintiles.²¹⁰

Remedying the educational disadvantage for girls, particularly those from poor families, requires education that is freely and easily accessible to all. It is likely that a reduction in school fees at secondary level would have a particular equality enhancing impact on gender and economic inequality. For example, Namibia has consistently reduced inequality in the last two decades, with free secondary education playing a significant role in this, especially for women and girls.²¹¹

Finally, even when school tuition is ostensibly 'free', formal and informal fees and charges can impose a severe financial barrier for the poorest. Collectively, these fees and additional charges in private and public schools contribute to a situation in which, according to a recent UNESCO survey of 50 countries, households bear 34% of total education expenditure in middle-income countries and 49% in low-income countries.²¹² To overcome inequality, education must be genuinely free.

Box 9: Using fees to make up for low government spending in Uganda

In Uganda, there is a law mandating that primary schooling be free and compulsory. However, data on household expenditures from UNESCO shows that families' contributions towards schooling are unsustainably high, with more than half of total spending on primary education and around three-quarters of the funds at secondary level is paid by families out of their own pockets.²¹³

The poorest families struggle the most, as they have to spend disproportionately more on tuition fees relative to their incomes. The poorest quintile has only 1.5% of the wealth of the top quintile, but their spending on education is about 4.5% of what the wealthiest quintile spends. It has been estimated that lowering out-of-pocket household expenditures on education could approximately double current secondary school attendance.²¹⁴

This situation must be seen in the context of very low government spending: Uganda has one of the lowest government spending levels on education of any sub-Saharan African government. In other words, families are making up for insufficient government funding.²¹⁵

In this context, poor-quality 'low-fee' private schools have flourished in Uganda—often costing little more than government schools when indirect fees are taken into account. The Ugandan government needs to increase public spending and stop allowing this bargain basement education to fill in the cracks left from insufficient public funds.²¹⁶

In addition, some schools have received criticism in Uganda for not reaching minimum standards. In 2016, Bridge International Academies—one of the biggest chains of for-profit schools in the world—was ordered to close 63 schools in Uganda because of poor standards of

education and sanitation.²¹⁷ Poor infrastructure and unsanitary conditions, under-prepared teachers reading lessons from a script, and an absence of learning and other materials promised by Bridge have all come under fierce criticism from civil society.²¹⁸ In spite of being ordered to close by the Ministry of Education, Bridge continued to operate a number of unregistered schools, leading to a High Court intervention upholding the decision of the Ministry to close them.²¹⁹

Equalizing education

There is solid evidence that focusing on making education more equal as an explicit goal of education policy can lead to improving educational outcomes across the board.²²⁰ In Korea and Japan, all students make it over the lowest threshold of learning.²²¹ In addition, these governments made rapid progress on delivering both quality and equity in a short space of time, at similar levels of income to many other developing countries today.²²² Vietnam has showed similar and promising results (see **Box 18**).

Finland—long the ‘poster child’ for equity in education—set out on substantial education reforms in the 1970s that are credited with its good performance now. The system was designed around giving every child the same opportunity to learn, as an instrument to even out social inequality.²²³ More recently, Estonia is demonstrating similar results (see **Box 10**).

What marks these countries out is that they have implemented programmes specifically designed to promote equitable learning, including investing in skilled teachers, early on in their efforts to universalise education for all. These countries, and other evidence, show that promoting equity in education and supporting disadvantaged students, helps to increase quality and learning across the board.²²⁴ Vietnam has shown impressive progress through, among other things, investment in early childhood development as well as teacher recruitment and training. As a result, Vietnamese 15-year olds recently performed at the same level as those in Germany (**box 18**).²²⁵

All strategies that aim to support marginalized children to go to school, must also focus on the factors that keep girls out of school. This requires greater gender sensitivity in learning materials and teaching methods, and making sure that all schools have toilets for girls. Where necessary, it may require stipends to keep girls in school, especially at secondary level, where the gender disadvantage is often most acute.

Box 10: Focusing on equality as well as quality in Estonia

Educators have long flocked to Finland to discover its magic formula. It is now well-established that Finland’s simultaneous policy focus on equity and quality was the key to success. By focusing on the poorest people and those least likely to succeed, Finland’s government built an equitable educational system. This led to high performance across all Finnish children, and very low levels of educational inequality.²²⁶

However, neighbouring Estonia has not aroused the same degree of interest. It should—for very similar reasons. Estonia has improved the quality of its education system by similarly focusing on equity.

In 2015, Estonia’s 15-year-old boys came top in Europe and third in the world for performance in science. The number of top achievers who can solve extremely complicated tasks is high—standing at 13.5%, while the OECD average is 8%.²²⁷ Students also score highly for problem

solving and teamwork, and are sixth in the world for reading ability.²²⁸ Crucially, Estonia also had the smallest number of weak performers in Europe, and overall has less than half as many low performers compared with the global average.²²⁹ Students in the lowest income quartile in Estonia scored about as well as American students in the second-highest income quartile.²³⁰

This has been managed against a backdrop of students coming from diverse backgrounds. A fifth of Estonia's students come from families that still speak Russian at home—a group that has historically lagged behind their native-speaking counterparts. This is important, as many have rejected the applicability of the Finnish school system to other contexts, given the relatively homogenous population in Finland.

Of course, test results enough are an inadequate measure of quality, but it does point out interesting lessons about the 'success' of both Finland and Estonia in improving their system for the lowest performers, while simultaneously raising standards for all. Of course, there are many other factors that may contribute to Estonia's success beyond their focus on equity: education continues to be highly valued; teachers have relatively significant autonomy and are highly trained; early childhood education is free from 18 months (when paid maternity or paternity leave ends); and everyone gets free lunch.

DELIVERING QUALITY FOR ALL

The learning crisis exists, at least in part, because there has been a failure to scale-up financing and capacity to keep pace with the growing demand. Education must be adequately funded and properly planned to avoid the risk of getting millions more children into schools without the facilities, materials and, crucially, teachers that they need.

Currently, there is chronic underfunding of public education in most developing countries. For example, there is a well-established ratio of trained teachers to students that is required to ensure learning in the classroom. If financing for basic education is insufficient to meet these basic requirements, quality (and learning) will always suffer. It is estimated that the minimum cost to deliver basic quality primary education in low-income countries is \$200 per student; however, on average, current spending is only \$70 per pupil.²³¹

But achieving quality also requires a policy focus on what is taught, how it is taught, by whom it is taught, and what are valued as outcomes. Evidence from countries that have made progress in delivering quality education in a short space of time have a number of commonalities:²³²

- Their education systems are adequately resourced, with investment into a professional teaching force that can teach diverse learners.
- They build high-quality curricula; in many countries, these need to focus on supporting children to learn in their own languages.
- They build systems with strong oversight and public accountability.

We outline the evidence around each these areas below.

High-quality teachers

In many respects, the learning crisis is a teaching crisis. An empowered and professionally trained teacher is the biggest contributor to ensuring quality in education.²³³ For instance, a meta-analysis of randomized experiments in developing countries estimates that teacher training and class sizes have the greatest impact on learning.²³⁴ However, there is an acute shortage of professionally trained teachers in most developing countries. A lack of investment in training and retaining a high-quality teaching force has had a devastating impact on educational quality in many countries.

'No one has yet realized the wealth of sympathy, the kindness and generosity hidden in the soul of a child. The effort of every true education should be to unlock that treasure.'

Emma Goldman, political activist and author

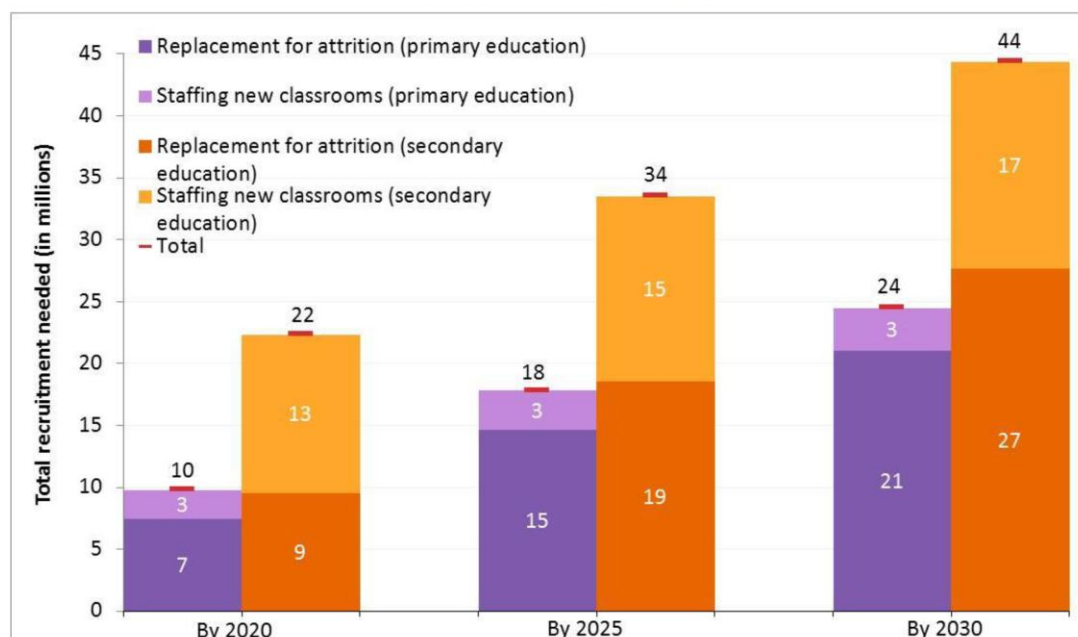
During the vast expansion in access in most developing countries, teacher education was neglected.²³⁵ As a result, fewer than three quarters of teachers are trained to any accepted national standard.²³⁶ Thus, in some contexts, teachers are unable to perform the type of numeracy and literacy tasks for which they are meant to be preparing their students. For example, in Kenya, sixth-grade teachers scored only 61% on tests of sixth-grade mathematics material.²³⁷ In far too many contexts, teachers are not able to adapt to the challenges they face, such as the large numbers of first-generation learners entering the classroom from a wide diversity of backgrounds.

The next wave of expansion at the secondary level in many countries could be even more challenging, as it requires trained teachers with degree-level subject knowledge. The pace of growth in recruitment for the highest-need countries is considerable. For instance, both Rwanda and Uganda would need to double current recruitment rates: this challenge is made all the greater by the low proportion of adults with a secondary school education.²³⁸ Budget

All teachers—new recruits as well as those already in classrooms—need to be well-trained, have access to ongoing training, and be treated as professionals, with decent pay and conditions. Better training could turn around learning in many countries. For example, in Liberia, an intervention that included providing in-service training to teachers to support weak learners resulted in a 130% increase in children's reading comprehension scores, with higher impacts on girls.²³⁹

Raising quality and achievement in public schools depends on professionalizing teachers. Once qualified, the most experienced teachers need to be deployed to the most disadvantaged areas. In too many countries, currently, the opposite is true: wealthier children are more likely to be taught by better prepared teachers. In Kenya, 46% of wealthier children have a teacher with some form of qualification, compared to 29% of poorer children. In Tanzania, 70% of wealthier children have a teacher with at least three years of experience, in comparison to 55% of the poorest.²⁴⁰

Figure 6: Global number of teachers required to meet SDG 4 by 2030 in 5-year intervals



Source: UNESCO Institute of Statistics (2014). The World Needs Almost 69 Million New Teachers To Reach The 2030 Education Goals. Factsheet, 39. UNESCO. Available: <http://uis.unesco.org/en/document/world-needs-almost-69-million-new-teachers-reach-2030-education-goals>

Box 11: Strategies for improving teachers' time in classrooms

Teacher absenteeism receives a lot of attention in many countries, but the solutions appear to be largely required at a system-wide level, rather than as individual recrimination of teachers. Teachers may stop going into work because they have not received their pay for months, for example, or have to travel and wait to receive salaries, or do not have sufficient training or professional development support.²⁴¹

Recent research from UNESCO shows that in many developing countries teachers are often not in school or teaching because they are expected to perform non-teaching tasks (such as fundraising or administration); need to travel to receive pay or attend training courses (which could have been delivered locally); or are subject to poor or non-existent management and supervision.²⁴² In very poor communities that lack literate professionals, secondary school teachers are often expected to perform a variety of other civic and political tasks, such as monitoring local elections, or invigilating and marking primary school exams. As UNESCO stated in 2017, '*a closer look shows that this is often a problem of weak systems or teacher management*'.²⁴³ For instance, in Senegal, in 2014, schools were closed for 50 out of 188 official school days, for a variety of reasons. However, systemic issues outside of teachers' control cause most teacher absenteeism in Senegal. Only 12 of the 80 missed school days were due to individual teacher absence.²⁴⁴ Most lost days reflected systemic factors, such as school closure for weather damage, renovations or wider planning issues.

Of course, like in all professions, there are teachers who are demotivated or uncommitted, or are simply not good at their job; the right course of action is to manage them more effectively. The number of hours of instructional time has been shown to be effective in improving quality and learning.²⁴⁵

High-quality curricula

In addition to improving the quality of the teaching workforce, research suggests an appropriate curriculum, taught at the right pace, and in an appropriate language of instruction, is also critical.²⁴⁶ In many contexts, the pace of classroom instruction is determined by the need to cover an overly ambitious curriculum, rather than by the pace of student learning.²⁴⁷ Often curricula represent a dominant culture or language—or at the very least have little relevance to the lives of children—and in too many countries has been designed by, and for, elites (see **Box 12**).²⁴⁸

As the World Bank World Development report states, education systems around the world expect students to acquire foundational skills such as reading by grades 1 or 2; by third grade, children are expected to ‘read to learn’ in most public education systems. This means that those who are not yet able to read get left further behind.²⁴⁹ As such, the system caters mainly to the students in the top 10% of achievement, who are the only ones able to keep pace with the curriculum, while the bottom 10% could be spending several years in school with little benefit in terms of their learning.²⁵⁰

Learning in Indian schools appears to stagnate over the school grades, while in Vietnam, children’s learning has generally improved (though with some exceptions). Comparing the two countries drawing on data from Oxford University’s Young Lives study, it was found that mathematics learning in Vietnam ‘keeps pace’ with a curriculum, which was appropriate for different learning needs, and teachers were well trained enough to adapt lessons to the pace of individual classrooms.²⁵¹

Most countries need to also significantly improve the gender-sensitivity of education. Materials and teaching tend to rely on outdated gender roles: textbooks in many developing countries show women to be greatly underrepresented; males and females are associated with certain personal traits, and in stereotyped roles.²⁵² Yet ensuring gender equality is reflected in teaching and learning materials across the education system ‘*may represent the strongest source of counter messages to traditional norms learned in the family, community, and national media*’.²⁵³

More generally, curricula have to change to reflect 21st-century demands on education systems and the priorities of the SDGs. Ultimately, a new emphasis on curriculum development and higher-order skills is needed, along with a focus on socioemotional skills, such as team work and perseverance. Such skills have also been shown to be the catalyst of development,²⁵⁴ and increasingly important as the world moves towards the ‘fourth industrial revolution’.²⁵⁵

Box 12: Are education standards captured by powerful elites in developing countries?

In many developing countries, elite groups develop education systems, instructional materials and language of instruction targeted at their own children.²⁵⁶ This elite focus further exacerbates inequalities as children progress, making classes increasingly irrelevant to a growing number of students who have yet to master the basics, and so do not have the foundations for further learning.²⁵⁷ In India, for instance, the curriculum is, and has, always been linked to an elite understanding of schooling; this has been shown to be inappropriate to the majority learner

needs.²⁵⁸

When discussing the incoherence in many education systems, the World Bank has stated: *'misalignments aren't random. Because of these competing interests, the choice of a particular policy is rarely determined by whether it improves learning'*. When discussing the lack of learning in many public education systems, it stated: *'given these [powerful] interests, it should come as no surprise that little learning often results'*.²⁵⁹

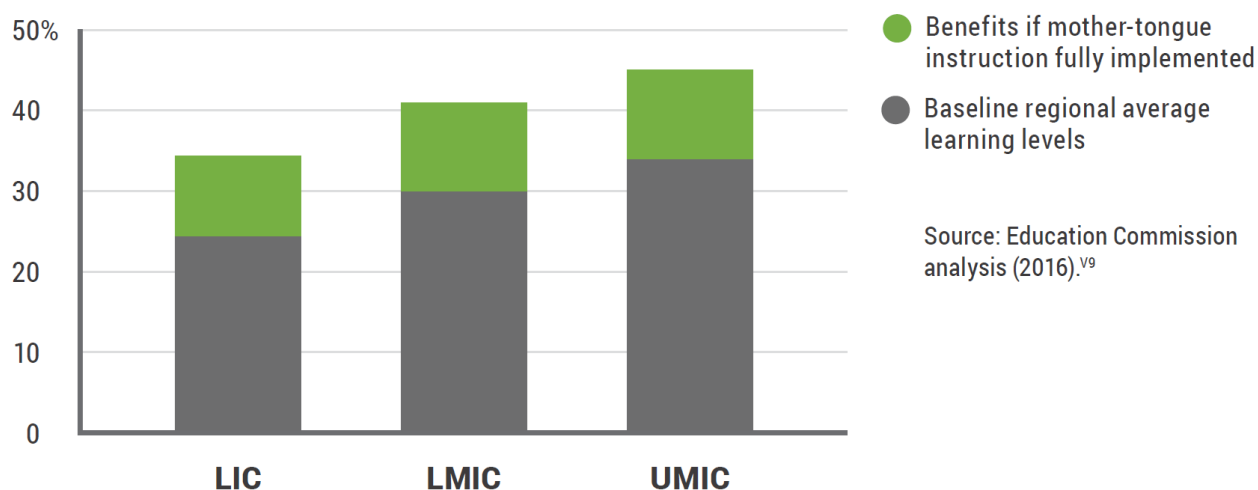
Lower-income parents are usually not organized to participate in debates at the system-level, and may lack knowledge of the potential gains from different policies. Of course, there is also often a power asymmetry between poor (often illiterate) parents and those who set educational standards. By contrast, richer and wealthier families tend to be better organized to act collectively and support to education reforms in their favour. This is often most starkly visible in countries in their choice of public spending on education: in most developing countries, public education expenditure tends to favour wealthier, more powerful groups, as discussed previously in this report.²⁶⁰

Far too many children are entering classrooms unable to understand their teachers' words or the materials they are given, because the language used in their schools is different from the language used in their homes. It is estimated that as many as 40% of the world's school-going people may be being taught in a language other than their mother tongue.²⁶¹ In most Sub-Saharan African countries, this is substantially higher—according to some estimates as high as 90%.²⁶² This has been strongly linked to a lack of learning.²⁶³ In multi-ethnic societies, imposing a dominant language through a school system is often part of a legacy of wider social and cultural inequality and marginalization of non-dominant groups.

A number of studies have shown how damaging this is in education.²⁶⁴ Often, it can take until the third or fourth grade for children to start to understand the language of tuition, after which learning takes place.²⁶⁵

It is now well-established that children who receive schooling in their mother tongue in early grades have better learning outcomes overall and, in particular, significantly better literacy levels.²⁶⁶ This process should be backed by a culturally contextualized curriculum with appropriate and adequate materials. The lack of such materials has a hugely negative effect on children's learning. At the same time, teachers need to be equipped to teach multilingual curricula. Since many parents often prefer instruction in colonial languages, the benefits need to be communicated to them to gain their support.²⁶⁷

Figure 7: Mother-tongue learning can help children to learn the basics



Source: Taken from the World Development report, 2018, using data from the Education Commission. World Development Report 2018: Learning to Realize Education's Promise.

Box 13: Over-reliance on high-stakes testing does little to improve real quality

Currently, there is a strong global bias towards testing of students and teachers to improve accountability for education outcomes, combining external evaluation with often ambitious targets. Yet these 'high-stakes' examinations tend to provide very little insight to improve learning and teaching, and have been shown to encourage 'teaching to the test' in the US, while narrowing the curriculum and lowering education quality, by focusing too much on narrowly-defined learning outcomes.²⁶⁸

Some forms of assessment can be useful as a catalyst for the development of educational systems, for example, if a formative assessment goes hand-in-hand with a high-quality curriculum and teaching, and has a positive feedback loop into the curriculum and local teaching practice. However, such approaches are largely absent in developing countries.²⁶⁹ And if tests are disconnected from improving curricula and pedagogy, but instead serve to evaluate an individual, a teacher or a school (on one narrow aspect of learning or quality) to determine which schools to close or teachers to fire, they will fail to support system-wide and substantive quality reforms.²⁷⁰

Moreover, the increasing focus on standardized testing in developing countries runs the risks of failing to recognize the huge challenges and dangers of standardizing comparison across different languages, scripts, cultures and contexts.²⁷¹ Such test-based accountability is strongly rooted in the argument that, by providing the information by which consumers can make choices, quality will be improved.

However, it feeds into a dangerously reductive concept of quality, focused narrowly on reading and math outcomes, and (even more narrowly) using test scores as the key tool for improvement and accountability. This can serve to distort both the outcomes it seeks to achieve and the broader purpose of education. As an open letter in 2014 signed by more than 70 leading academics in the field of education globally read, if we emphasize only a narrow range of measurable aspects of education we *'take attention away from the less measurable or immeasurable educational objectives like physical, moral, civic and artistic development, thereby dangerously narrowing our collective imagination regarding what education is and ought to be about'*.²⁷²

Oversight and accountability

Currently far too many public services are not accountable to those they are supposed to serve, with minimal public oversight mechanisms.²⁷³ Improving educational quality requires public education becoming more accountable to children, their families and citizens overall.

Action is needed at all levels—from individual schools through to national government—from schools, teachers, elected officials, taxpayers and parents. In many public education systems this accountability loop is very poor (if not broken).²⁷⁴ Yet if schools are to play their role in social cohesion, civic participation and nation-building, fixing this is necessary.

Some commentators argue that introducing more parental choice alone will introduce greater accountability, driving up quality across the system in the process.²⁷⁵ This is based on the assumption that providing parents with a choice means that they will take their children out of failing schools, resulting in pressure to increase standards, and, ultimately, the market will drive-up quality.²⁷⁶ This concept underpins a number of educational reforms across the world. However, this relies on parents having the right information, and being able to identify indicators of good quality. This appears to be a flawed assumption when tested.²⁷⁷ Moreover, given the capacity for the poorest and most marginalized to absorb information (especially if parents are functionally illiterate) and act on that information (given a lack of political power), this seems blind to the power asymmetries in communities. This is likely to be compounded in many low-income countries with limited information. This is why the ‘school choice’ agenda has been shown by the OECD to be associated with larger differences in the social composition of schools.²⁷⁸

Instead, improving accountability across the whole system requires focus on the chain of accountability. At the school level, this requires involving parents more in governance and decision making—whether in statutory bodies such as school management committees or more informal structures, such as parent–teacher associations. However, too often these structures are dominated by a local elite, rather than being representative of all parents. Such interventions need to be fully cognizant of local power and politics, as well as gender inequalities. For instance, research on an intervention in Mali found that increasing local governance empowered some groups, but further isolated nomadic groups.²⁷⁹ Local or district education authorities also have a crucial role to play to ensure professional accountability, but this requires renewed investment in district education, particularly in rural areas, to give effective support to schools.²⁸⁰

Funding for schools also needs much tighter control and better governance oversight. Too often allocated funds are not reaching schools.²⁸¹ Ensuring effective scrutiny of budgets by communities is crucial. There is a need to increase the monitoring and accountability at every level to ensure that budget allocation is properly targeted, arrives in full and on time and is effectively spent. Action to ensure budgets are transparent and funds are tracked independently can help to ensure that resources are converted into real delivery on the ground.²⁸²

Box 14: The risks of results-based financing approaches

Results-based financing (RBF) is defined by UNESCO as ‘any programme that rewards delivery of verified outputs, outcomes or impact with a financial or other incentive. The reward recipients may be governments (results-based aid), service providers (results-based financing) or

*beneficiaries (e.g. conditional cash transfers).*²⁸³

Despite a relatively weak evidence base on the effectiveness of RBF approaches,²⁸⁴ the World Bank in 2015 committed to channel \$5bn over five years through such programmes in education.²⁸⁵ Particularly when RBF approaches are used to incentivize or reward performance in student learning outcomes, equity becomes a serious concern. Furthermore, the impact of external factors, such as socioeconomic class, raises questions about attribution of outcomes. RBF can risk deepening existing inequality and exclusion by rewarding those schools that are performing well, and leaving those in most need with less support and funding. It can lead schools to engage in behaviours that improve performance on standardized tests, such as only admitting the best students, cheating and the unnecessary expulsion of low-performing students. RBF approaches that seek to directly address equity, for example by rewarding schools for enrolling poor students, may be limited by low institutional and data capacity of local governments to verify income status; these resources could perhaps be better used in providing capacity for stronger school support, management and oversight.

There is a growing evidence base on the pitfalls of RBF linked to test results. Research in the United States by the National Academies of Sciences looked at 15 incentive programs designed to link rewards or sanctions for schools, students and teachers to students' test results. It found that test-based incentives do not produce meaningful improvements in student achievement.²⁸⁶

This form of financing also raises the challenge of sustainability and unpredictability, which makes it difficult for schools and districts to commit to hiring quality teachers and other personnel, which are critical inputs for the task of improving learning.

USING EDUCATION TO FIGHT FOR WOMEN'S RIGHTS

Action on equalizing education must also pay attention to the role it can play in supporting women's economic empowerment. Across the world, women consistently earn less than men and are concentrated in the lowest-paid and least secure work, which is often part-time.²⁸⁷ They are often paid less than men for the same job, in rich and poor countries alike, even in societies considered to have achieved high levels of gender equality.²⁸⁸ Globally, women's participation in the formal labour force is 26% lower than men's, and the average gender pay gap is 23%.²⁸⁹

Reduced economic opportunities for women in the workforce often starts in the classroom. While simply ensuring education for all girls will not in itself wipe out disparities in wages, poverty, reproductive autonomy and political power, data suggests it can play a powerful role.²⁹⁰ For example, in Pakistan, women with only a primary education earn around 50% of men's wages, while women with a secondary education earn around 70%—still an unacceptable gap, but a far narrower one. It is for this reason that investment in increasing education levels has a stronger impact on future earnings for girls than boys, and thus can have a powerful impact on reducing income inequalities between men and women.

Women are more often among the poorest people, particularly during their reproductive years, because of the level of unpaid care work they are expected to do.²⁹¹ Data from 66 countries shows that women on average spend more than three times as much time on unpaid care as men do—in some countries up to 11 times as much—and when unpaid and paid work are combined, women do significantly more work than men, particularly in

developing countries.²⁹² This work can fall on mothers, constraining their ability to work; and sisters, affecting their ability to continue their education. It is widely recognized that addressing girls' unpaid care responsibilities is central to increasing girls' participation and attainment in secondary education.²⁹³

Investing in early childhood care and education can have a particularly large impact on young girls and women—with a double impact on inequality because it can also free up women from unpaid childcare duties, contributing to greater economic empowerment for women. For instance, when Kenya expanded its preschool education to four-to-five-year-old children, it was shown to have a significant and positive impact on increasing female labour participation.²⁹⁴

Yet in low-income countries, preschool remains inaccessible to the vast majority of children. Only 1 in 5 young children enrolled in pre-primary education, and, for the most part, these are privately run fee-charging centres in urban areas that cater to urban elites.²⁹⁵ This leaves the world's poorest children falling behind right from the start, and it leaves the world's poorest mothers struggling to support their children's early chances in life.

To benefit women, policies need to not only take account of the needs of children, but also the needs of women, for example by fitting around their typical working hours, which many policies do not.²⁹⁶ Only a handful of low-or middle-income countries, primarily in Africa, have acknowledged women's care needs in their early childhood care programmes.²⁹⁷ In Ghana, for example, policy explicitly recognizes women's need for childcare support in addition to children's need for education. In Namibia, the early childhood education and care policy specifically notes the importance of such support for allowing older siblings to attend school.²⁹⁸

Box 15: Valuing the work of female teachers

While most of this report focuses on the benefits of public education for those being educated and their societies, the impact for those working within the system is also notable from an equality perspective. Recent figures show that more than 72 million people are working as teachers at pre-primary, primary and secondary level globally;²⁹⁹ this does not count teachers at other levels, nor the large numbers of non-teaching staff working in education. International Labour Organization figures show that one in 23 people in employment globally work in education.³⁰⁰

Moreover, education is a particularly significant employer for women, being a female-dominated profession in all regions outside sub-Saharan Africa.³⁰¹ In the UK, for example, one in 12 working women is employed in a school.³⁰² In the USA, elementary and middle school teaching is the single most common occupation for working women. By contrast, teaching and school jobs do not feature in the top 10 occupations for men.³⁰³

Thus, the pay and conditions for teachers and education workers is very important for ensuring decent work, which is a bulwark against inequality, especially between men and women. While there are significant variations between schools—and between types of private schools—evidence indicates that around the world there is a strong tendency towards lower pay and benefits in private schools compared to public schools. This is often in a context in which teachers are already underpaid in comparison to their similarly educated peers. Recent research shows that, for example, teachers employed by major chains of private school operators in the Philippines (APEC)³⁰⁴ and Uganda (Bridge International Academies)³⁰⁵ have salaries around 50% lower than those of public school teachers, while the Omega private school chain in Ghana

pays teachers salaries equivalent to just 15% to 20% of their public counterparts.³⁰⁶

In Pakistan, low-fee private schools tend to have a largely female teaching workforce; working environments and the treatment of teachers tend to reflect the gender division of labour in the larger Pakistani society. Working under mostly male principals, female teachers hardly have any participation in decision making both in classes or at school level. By virtue of their gender, female teachers are paid lower salaries than their male counterparts, and are mostly restricted to teaching primary school children.³⁰⁷

This is not to say, of course, that conditions for teachers in public schools are always acceptable. On the contrary, in far too many countries, teachers have poor conditions at work.³⁰⁸ In the public system, however, there tend to be stronger unions, which can help to push back against poor conditions.

Given the scale of employment in the education sector, for women in particular, an emphasis on high-quality teaching jobs in public education that also provide training needs to be an important element of a strategy to combat inequality among working people and tackle gender pay differentials.

5 INVESTING IN THE FUTURE

Delivering quality with equity requires both spending more and spending better. To ensure that education can play a role in tackling broader inequalities in society, it also requires large new injections of public funding, paid for by those that can most afford to pay. Governments must tax wealth fairly as an investment in nations' futures, so that every child gets a chance to achieve their potential and contribute towards a better society—as a down payment on creating more equal and happier societies.

INCREASED INVESTMENT IN PUBLIC EDUCATION

Extra funding is required to scale-up educational expansion to reach those still not in school and spend more on each pupil. Achieving universal pre-primary, primary and secondary education of good quality requires at least a tripling of current spending levels in low- and middle-income countries.³⁰⁹ This requires an immediate radical shift in financing; at current levels, it is estimated that it could take until at least 2080 to ensure all children receive a primary and secondary education.³¹⁰

In many low-income countries the need for increased investment is made even more challenging by the 'youth bulge' that is predicted in most low-income countries. In Africa, child population is projected to increase by 170 million between now and 2030, taking the number of the continent's under-18s to 750 million.³¹¹ The number of teachers in low-income countries will need to nearly double to meet this demand.³¹² This has led some experts to note that this will require investment—at least in the shorter term—above the international benchmark for education spending of 6% of GDP or more, and more than 20% of public budgets.³¹³

Without this investment, we will be letting down generations of the world's poorest children, stifling their talent and potential to contribute towards bettering their societies. It means squandering the promise of education to fight poverty and inequality.

TAXING WEALTH AS A DOWN PAYMENT ON A BETTER FUTURE

There is no getting away from the fact that spending more money on education requires boosting the money available to governments. Of the \$3tn per year required by 2030 across low- and middle-income countries, 97% must come from the public purse.³¹⁵

Tax revenues can unlock considerable new resources, when countries combine this with a focus on spending this on education. For example, Ecuador tripled its education spending between 2003 and 2010 through effective tax mobilization policies and prioritizing education in its budget.³¹⁶

This means governments must find ways to raise more taxes to realize the right to education for all. Fairer taxation of the wealthiest can help pay for this, thus ensuring that the wealth of those who have the most helps to build nations' prosperity. We could and should use wealth to build better and more equal economies and societies.

Taxes must fall on those most able to pay—wealthy individuals and companies. This includes:

- taxing wealth and capital at fairer levels;
- stopping the race to the bottom on personal income and corporate taxes in poor countries; and
- eliminating tax avoidance and evasion by corporates and the super-rich.

Currently the tax dodging practices of multinationals are leading to a haemorrhaging of resources from developing countries.³¹⁷ This deprives their citizens of wealth that could be invested in education.

The impact of companies avoiding tax³¹⁸ alone costs developing countries at least \$100bn every year—this is half the estimated annual total cost of meeting the target of universal primary and lower-secondary education in low-income countries.³¹⁹ Companies making money in a country must give back through a fair contribution in taxation that can be invested in building that country's long-term wealth through education for all.

If domestic resources increased to the ambitious target of 6% of GDP – which is what the Education 2030 Framework for Action suggests³²⁰ - across low-income countries, there would still be a funding shortfall of \$39bn. In this context, aid remains central to ensuring that the wealthiest nations help support the poorest children in the world in the short term. However, aid falls far short; according to some estimates, it needs to be multiplied six times to ensure equity and quality for all children by 2030.³²¹

'How [Africa] we can organize ourselves to make sure that the wealth, the huge wealth of this great continent, at least, in the first time in modern history, is used on behalf of the peoples of the continent, and not those outside... We are going to have to make sure that every young child, boy and girl, has access to education. Not only that they have access to education, but they have access to an education that will allow them to be able to address the challenges of the 21st century.'

President Akufo-Addo of Ghana speech at the Global Partnership for Education's financing conference³¹⁴

Box 16: Donors must commit to supporting education in developing countries

Lower-income countries need support to make the crucial investments required for education. Yet, donor aid to education has been falling for a number of years, is currently stagnant, and is being diverted away from those countries that need it most.³²²

An estimated \$340bn per year will be necessary to achieve universal pre-primary, primary and secondary education of good quality in low- and lower-middle-income countries.³²³ However, aid, increasingly, is not allocated according to need. Donor money for basic education in sub-Saharan Africa, home to over half of the world's out-of-school children, has been halved since 2002. Sub-Saharan Africa now only gets 26% of total ODA to basic education, barely more than the 22% allocated to Western Asia, where only 9% of children are out of school. Bilateral donors need to increase their aid while giving greater support to multilateral efforts, ensuring that they are supporting the countries and populations most in need.³²⁴

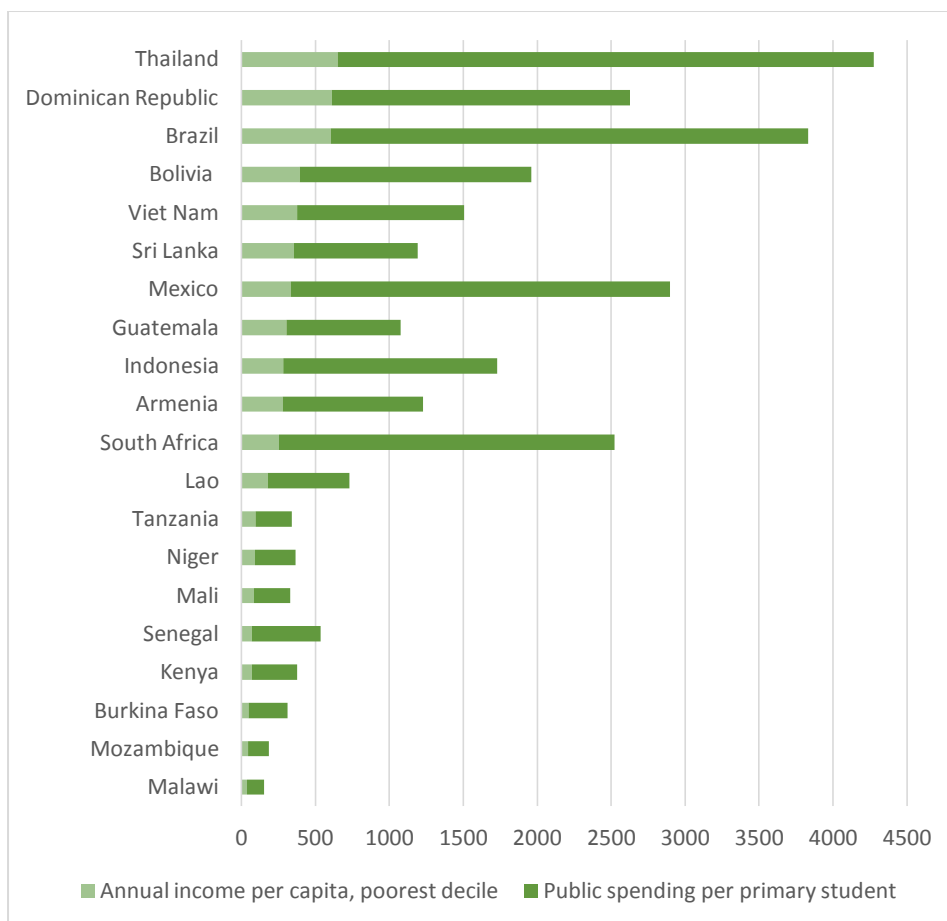
PUBLIC SPENDING AS AN ENGINE FOR FIGHTING INEQUALITY

How governments spend on education—where it is spent, in what kind of education, and who benefits from it—matters greatly to the degree of impact it can have on income inequality. Government financing of universal free education—paid for by taxing the wealthiest and most able to pay—has by far the largest impact on promoting equality and fighting poverty, to the benefit of the nation as a whole.³²⁵

The IMF has identified spending on public services and social protection as among the most important tools available to governments to reduce inequality and poverty. Evidence from more than 150 countries, rich and poor alike, spanning over 30 years,³²⁶ shows that investment in education and other public services reduces inequality.³²⁷ The same effect is demonstrated in a study of 29 low- and middle-income countries, which found that public spending has an equalizing effect across all. Within that, education helped fight poverty and make societies more equal.³²⁸

This is because if a government provides education that is either completely free or heavily subsidized at the point of delivery, the poorest people, do not have to use as much of their very low earnings to pay for them. This has been shown to boost to gross incomes for lower-income households by as much as (if not more than) their regular earnings: Oxfam compared public education spending and income data for 88 countries,³²⁹ and found that the amount of public education spending per pupil at primary level³³⁰ is more than per capita income for the poorest 10% of households (see **Figure 8**).³³¹ In almost three quarters of these countries, spending by the government for each primary school child is more than twice the income per capita for the poorest families; in more than a quarter of the countries surveyed, it is more than quadruple.

Figure 8: Income of the poorest compared to public spending per primary student



Source: Comparison by Oxfam. This was calculated using house income data from Global Income and Consumption project and education spending data from UNESCO Institute of Statistics. See footnote for more information.³³²

In South Africa, government education spending for three children in primary school is more than five times the household income for a poor family of five. For a single mother with two children both in primary school, public spending on schooling exceeds household income by five times in Colombia, nearly four times in Poland and Cote D'Ivoire, and almost three and a half times in Indonesia. Governments are thus producing a powerful redistributive effect with their public education spending.³³³

This can vary greatly, thus showing the varied impact that the choice of government policies play. It is vital that education spending enables the poorest children to access free quality education, because spending on free public services benefits everyone, but provides relatively greater benefits to the poorest.³³⁴ The more unequal a country is and the greater its public spending, the more significant the benefit for the poorest families is likely to be. This is best demonstrated in looking at difference in Latin America and advanced economies: Latin America has the highest average income inequality in the world and advanced economies have the lowest; more than three quarters of the difference can be explained by the greater extent of redistribution through taxing the wealthier and redistributing this through spending on public services in advanced economies.³³⁵

Box 17: India's education system is underfunded and unequal

India's education system is unequal. Girls belonging to rich families get an average nine years of education, while girls from poor families get none at all.³³⁶ Girls are 20% less likely than boys to

study in technical streams, science (STEM) and commerce, vis-à-vis arts or humanities, blocking access to better paying jobs in life; having studied in a technical stream rather than arts reduces the gender gap in earnings by 28.2%.³³⁷ India's marginalized social groups also tend to have lower learning outcomes.³³⁸

While improved public education provisioning reduce inequality; lack of schools and health centres was found to be responsible for an approximately 30% increase in inequality in ethnically fragmented districts in India.³³⁹ However, much of the education system in India is under-resourced. Barely 12.7% of India's schools comply with the minimum norms under the Right of Children to Free and Compulsory Education Act (RTE). There are huge differences between states: while almost all teachers in schools in Delhi, Gujarat, and Puducherry have the requisite academic qualification, 70% of teachers in Meghalaya continue to lack the necessary qualifications. Overall poor quality of education is accompanied by active discrimination in classrooms.³⁴⁰ Lower caste children also experience longer travel time to school since they are more likely to reside at the outskirts of the villages³⁴¹ and schools with tribal populations often lack instruction in the mother tongue.

When private schools provide spaces for rich and poor students to mix, as has been envisaged under the RTE Act in India, this makes rich students more pro-social, generous and egalitarian, less likely to discriminate against poor students, and more willing to socialize with them.³⁴²

However, the growth of private schooling instead leads to social segregation as, unfortunately, private schools frequently create hurdles to avoid enrolling children with disabilities and from marginalized communities.³⁴³ Girls are at a particular disadvantage in the expanding private education market. The gender gap in private school enrolment in India is rising, even as it is closing in government schools.³⁴⁴

SPENDING FOR EQUALITY

In the context of resource scarcity, equitable use of public funds in the education sector is of paramount importance. This can mean that more can be achieved for the majority, with similar overall budget levels. For example, in Burundi the number of out-of-school primary children dropped from 723,000 in 1999 to just 10,000 in 2009. Over the same period, Burundi increased its investment in education from 3.2% of GDP to 8.3%. The most important factor was dedicating a much larger chunk of the budget to primary education.³⁴⁵

Undoubtedly, one of the biggest educational funding challenges facing most developing countries will be to not leave behind the very poorest as education expands. A delicate balance has to be found—especially if education is to play a role in tackling inequality.

This may require using budgets for affirmative action to benefit the poorest and other excluded groups, or to address gender inequality. Budgets are often formulated in ways that fail to factor in the higher investment needed to reach those children who are disadvantaged due to poverty, disability or other factors. Governments need to have a far sharper focus on investing in equality in education, using complementary measures to positively redress disadvantage. This will include going beyond spending on education with complementary interventions; for instance, targeted financing to the most vulnerable groups, which has been shown to support the poorest to go to school children.³⁴⁶

To improve learning, this can include spending on areas that increase students' capacity to learn. For example, school-provided meals can have positive effects on learning in places where children have limited access to food at home.³⁴⁷ Subsidies for uniforms, transport or learning materials can help. Financial or in-kind incentives (such as housing) for teachers to keep them in rural areas, have been effective in Cambodia, Gambia and Malawi.³⁴⁸

Such strategies benefit most when they are also part of wider efforts to target education reforms. For instance, for more than ten years, Brazil was particularly successful in both increasing its investment in education from 10% to 18% of its budget and implementing transfers of federal funding to poorer states specifically to help them focus on equity in education.³⁴⁹ This was coupled with a conditional cash transfer programme called *Bolsa Família* to support poor families. This helped tackle inequality in the education system and led to one of the fastest increases in learning achievements on record.³⁵⁰ However, unfortunately current restrictions on spending risk endangering previous successes.

Box 18: How Vietnam is spending on education to improve equality and quality

Vietnam is a particularly instructive example of how much can be achieved when a lower-income country prioritizes equality and quality in educational spending. Previous decisions to prioritize equitable investments in its public education system help children access education and lead to the achievement of strong learning outcomes. Vietnamese 15-year-olds perform at the same level as those in Germany.³⁵¹ At the same time, the basic learning attainment rates of children from the poorest households increased considerably, with the most substantial gains among children from the poorest households.³⁵² The previous gender gap has largely disappeared³⁵³, though unfortunately differences between urban and rural areas and challenges for ethnic minorities persist.³⁵⁴ Education plays a facilitating role in terms of social mobility (income, jobs, skills mobility). National statistics show that households headed by people with higher educational attainment are more likely to move from the low-income quintile to higher-income groups. 23 percent of households headed by post-high school education graduates moved up from the 40 percent lowest income households to higher income groups in 2010-2014. Meanwhile, this rate was only 8 percent among households headed by primary school graduates³⁵⁵.

Recently, previous years' progress has been challenged by continued enrolment gaps among socioeconomic groups³⁵⁶ and by government policies to focus more investment in tertiary education. This has stifled the otherwise impressive progress in Vietnam and has led to a risk of expansion of private education in urban areas.

However, there are many lessons to be learned from the situation and experience of Vietnam. Unlike many other lower-income countries, Vietnam largely managed to maintain educational quality during rapid expansion. It did this by ensuring that disadvantaged students received relatively equitable access to quality schooling, and funding was logically and coherently assigned towards addressing equity and quality simultaneously. Programmes emphasized a minimum standard of quality for schooling, focusing on disadvantaged communities and providing extra government resources to poorer districts.³⁵⁷

The relative success of Vietnam can also be attributed to far-reaching reforms in teacher recruitment, training drives and in spending in a way that ensured good-quality teachers in the regions with the most disadvantaged. Teachers of more disadvantaged children were absent less often, and provided feedback more regularly to their students, enabling greater learning to take place.³⁵⁸ Teachers were also able to assess students' levels accurately than in many other countries with a similar income, and were seen to be more aware of and responsive to their students' learning levels, providing evidence for the importance of appropriately paced curricula combined with support to teachers to use it effectively.³⁵⁹ As a result, the share of children in the

most disadvantaged district in Vietnam who answered questions in fourth-grade correctly rose from 18% at the beginning of the school year to 47% at the end.³⁶⁰

Vietnam also invested heavily in early-learning programmes for the very worst off, including children from minority language groups. This has been coupled with complementary spending to address malnutrition. Vietnam has shown prolonged commitment to inclusive education by gradually developing adequately resourced large-scale programmes, including strategies for curriculum reform and teacher training that targets inclusion.

Finally, Vietnam focused on expanding universal fee-free government provision of education, leading to an increase in the enrolment ratio, while private enrolment dropped. Education is still not entirely without some hidden costs in Vietnam, but they are by-and-large much lower than other countries: for instance, in Nepal, it was estimated in 2016 that households paid almost 40% of the cost of primary education; by contrast, in Vietnam, households paid 13% of the total cost of primary education, which is much closer to levels observed in high-income countries.³⁶¹

6 CONCLUSIONS AND RECOMMENDATIONS

Economic inequality is growing. The kind of education system a country has will have a major impact on its capacity to respond. Access to good-quality education for individual children offers a pathway to liberation from poverty and illness, towards the fulfilment of basic rights. It can transform lives and bring children out of the shadows of poverty and marginalization. For societies it acts as a leveller and an agent for greater equality.

Yet, as this report shows, the only road to this is through reform of public education systems focused on quality and equality. This must be achieved through the necessary policy approaches identified in this report. Approaches that focus on privatization, competition and a false sense of 'choice' will lead to greater inequality in and through education. This is a dangerous path, not least as today's young people face a radically and rapidly changing world. What's more, it will do little to deliver on the SDG promise of ensuring an equitable and good-quality education for all by 2030, which requires a radical shift in current policies and spending in the vast majority of poor countries. For instance, India, currently home to nearly 40 million out of school children at secondary level, is only forecast to meet the target for universal access to secondary school in 2085.³⁶² In Mozambique, it will take a predicted 500 years.³⁶³ Some countries will only deliver for their wealthier citizens: in Nicaragua, Armenia, Cameroon, Guatemala, Zambia and Chad, learning for the poorest children (whether they are in school or not) is actually decreasing, while for the wealthiest it is improving. This is leading to predicated inequality-widening patterns by 2030.³⁶⁴ This is the potential, dangerous, negative vision of 2030.

But against this backdrop, some countries show what is possible, including countries that perform far better than income levels would predict, such as Vietnam, thanks to delivering a public education system with a sustained focus on quality with equality. While there are still areas to improve upon, they shine a light on the actions required to deliver on the promise of the SDGs by 2030.

We can ensure that every young person gets to experience the incredible liberation of learning, and unlock the levelling impact of good-quality education. Governments must act with urgency because, in education, a dream deferred all too often becomes a dream denied.

RECOMMENDATIONS

To build equitable and good-quality public education that can help fight economic and gender inequality, policy makers must focus on the following actions:

1 Deliver universal, fee-free education from pre-primary to secondary

- Set out plans to ensure free, equitable and high-quality primary and secondary education for 12 full years, as agreed in SDG 4 on education.
- Eliminate fees at all levels, including informal fees, progressively achieving fee-free secondary education. This must be carefully planned so as to not jeopardize quality. Progressively expand access to at least one year of fee-free quality pre-primary education.
- Support the poorest, minorities and children with disabilities with extra help to redress disadvantage, so that they stay in school and learning.
- Support poor and vulnerable girls to go to school and stay in school.

2 Focus on policies that can help to deliver quality for all

- Develop a fully costed and funded strategy to deliver a trained, qualified and well-supported professional workforce, with enough teachers and other personnel to deliver education for all up to secondary school.
- Invest in relevant and non-discriminatory teaching materials, taking into account mother tongues; the changing needs of the majority; and the need for schools to be places where sexist and patriarchal rules are challenged, not learned.
- Develop local accountability mechanisms between schools and their communities, parents and children; build better safeguarding and accountability mechanisms from national to local levels, including ensuring budgets and other information is available publicly and transparently for citizen scrutiny.
- Use appropriate assessments that encourage a feedback loop for curriculum development and classroom adaptations at the local level; do not simply equate higher test scores with improved quality.

3 Deliver more equal education systems

- Develop national education plans that focus coherently and comprehensively on identifying pre-existing inequalities in education, producing data on gaps and needs, and developing appropriate strategies.
- Ensure equitable teacher deployment, coupled with equitable spending on school infrastructure and learning inputs, to help redress disadvantage. This may require affirmative action in poorer or more marginalized districts or regions.
- Ensure additional spending targeted at redressing disadvantage for marginalized or poor children in ways with proven impact.
- Ensure schools and teachers are supported to address the unique learning needs of all students, including children with disabilities. This will require training teachers on differentiated instruction as well as proper data collection and diagnosis.

4 Focus on building public systems first; stop supporting privatization

- Devote the maximum available resources to public education provision, to ensure adequately and equitably financed public schools; do not direct public funds to commercial or for-profit private schools, or market-oriented PPPs. Avoid diverting scarce public resources and attention away from the essential task of building good-quality inclusive public schools that are free and accessible for all students.
- Ensure adequate regulation of private education providers, especially commercial schools, to ensure educational quality and standards are being upheld.

- Safeguard the labour rights of teachers, especially female teachers, also in the private sector.
- Donors and multilateral institutions such as the World Bank should support the improvement and expansion of public education delivery, and should not direct public aid funds to commercial or for-profit private schools, or market-oriented PPPs.

5 Ensure education works to strengthen equality for girls and women

- Address the particular barriers that keep girls out of school or learning, such as providing separate bathrooms for boys and girls, addressing non-fee related costs of schooling, and ensuring curricula and teacher training promotes positive gender roles and avoids stereotypes.
- Invest in early childhood care and education programs that take account of the needs of women (i.e. fit around typical working hours), and young girls who are expected to care for children: this can free up women's time by easing the millions of unpaid hours they spend every day caring for their families and homes.

6 Fully fund public education systems to deliver quality and equality for all

- Governments must scale-up spending to deliver quality and equity in education; in low- and middle-income countries this will require at least 20% of government budgets, or 6% of GDP allocated to education. Those with the furthest to go, and large youth populations, may need to invest more than this in the short term.
- Government spending must proactively redress disadvantage, including by adopting equity-of-funding approaches to address the historical disadvantage faced by the poorest groups.
- Invest in building robust structures, from school to local to national levels, for the effective oversight and accountability of education budgets.
- Tax wealth and capital at fairer levels. Stop the race to the bottom on personal income and corporate taxes. Eliminate tax avoidance and evasion by corporations and the super-rich. Agree a new set of global rules and institutions to fundamentally redesign the tax system to make it fair, with developing countries having an equal seat at the table.
- Donors should substantially increase their official development assistance (ODA) commitments to education, especially to basic education and in countries with the greatest needs, in order to ensure developing countries are able to devote adequate resources to build quality public education provision.

NOTES

-
- ¹ See e.g. F. Alvaredo, L. Chancel, T. Piketty, E. Saez and G. Zucman. (2017). The World Inequality Report 2018. World Inequality Lab. <http://wir2018.wid.world/>. Lawson, M et al. (2019). Public good or private wealth? Oxfam Briefing Paper.
- ² E. Seery. (2014). Working for the Many: Public services fight inequality. Oxfam Briefing Paper.
- ³ Lawson, M et al. (2019). Public good or private wealth? Oxfam Briefing Paper.
- ⁴ Rhodes, F. (2016) Women and the 1%: How extreme economic inequality and gender inequality must be tackled together. Oxfam Briefing Paper.
- ⁵ See, for example, OECD. (2011). Divided We Stand: Why Inequality Keeps Rising.
- ⁶ See, for example, M. Lawson, M, Martin. (2018). The Commitment to Reducing Inequality Index 2018. A global ranking of governments based on what they are doing to tackle the gap between rich and poor. Oxfam Report.
- ⁷ Nelson Mandela speech at the launch of the Nelson Mandela Institute for Education and Rural Development, November 2007.
- ⁸ Data from UNESCO Education Inequalities Database https://www.education-inequalities.org/indicators/comp_upsec_v2#?sort=mean&dimension=all&group=all&age_group=comp_upsec_v2&countries=all For details, see methodology note
- ⁹ Data from UNESCO Education Inequalities database https://www.education-inequalities.org/indicators/comp_upsec_v2#?sort=mean&dimension=all&group=all&age_group=comp_upsec_v2&countries=all. This is for children from the richest quintile and the poorest quintile.
- ¹⁰ How can education systems become equitable by 2030? DFID think pieces – Learning and equity August 2015 Pauline Rose and Benjamin Alcott
- ¹¹ National Family Health Survey India. <http://rchiips.org/nfhs/NFHS-4Report.shtml>
- ¹² K.M.Bous and J.Farr (2019) False Promises: How delivering education through public-private partnerships risks fueling inequality instead of achieving quality education for all Oxfam International Briefing Paper <https://policy-practice.oxfam.org.uk/publications/false-promises-how-delivering-education-through-public-private-partnerships-risks-fueling-inequality-instead-of-achieving-quality-education-for-all>
- ¹³ Taken from the foreword: M, Lawson et al. (2019). Public good or private wealth? Oxfam Briefing Paper.
- ¹⁴ These figures were calculated by Oxfam by comparing education spending per pupil data and per capita income. The education data was from: UNESCO Institute of Statistics (UIS) from the following indicator “Initial government funding per primary student, constant \$PPP”. See: <http://data.uis.unesco.org/>. The latest available years data was used (2013 or later in all cases). Per capita income was taken from the Global Consumption and Income Project. See: <http://gcip.info/>. The mean per capita income for poorest decline of population was used, 2014, using US\$ in 2005 PPP terms.
- ¹⁵ UNESCO and GEM. (June 2017). Reducing global poverty through universal primary and secondary education. Policy Paper 32/Fact Sheet 44.
- ¹⁶ Global Education Monitoring Report. (2016). Global Education Monitoring Report 2016: Education for People and Planet - creating sustainable futures for all, Paris: UNESCO
- ¹⁷ Education For All GMR team (2013) Education Transforms Lives, Paris: UNESCO
- ¹⁸ See, for example, a review of data from Polity IV index and of related academic literature in Glaeser E, Ponzetto G & Shleifer A (2006) Why does democracy need education? NBER Working Paper 12128, Cambridge: National Bureau of Economic Research
- ¹⁹ See a review in D. Campbell (2006) 'What is education's impact on civil and social engagement' in Measuring the effects of education on health and civic engagement - Proceedings of the Copenhagen Symposium, Paris: OECD
- ²⁰ Education for All Global Monitoring Report. (2013). Girls' education – the facts. Fact Sheet, October 2013. UNESCO. See: <https://en.unesco.org/gem-report/sites/gem-report/files/girls-factsheet-en.pdf>
- ²¹ Education for All Global Monitoring Report. (2013). Education Transforms Lives, Paris: UNESCO
- ²² Ibid.
- ²³ Education for All Global Monitoring Report. (2013). Girls' education – the facts.
- ²⁴ For instance, in assessing the achievements of the Education for All (EFA) goals between 2000-2015 the EFA Monitoring Report notes that: the number of primary school age out-of-school children dropped by 42% between 2000 and 2015: 50 million more children are enrolled in school; greater than half of countries and regions worldwide have met or are close to achieving universal primary education, with a 95% enrolment rate, overall. Moreover, the EFA goal for meeting gender parity in primary education had been met. However, the challenges in some countries should not be overlooked, for instance, with an estimated 57 million children - mainly the poorest and most marginalised - remaining out of primary school in 2015. See: Global Education Monitoring Report. (2015). Education for All 2015 - achievements and challenges. UNESCO
- ²⁵ In September 2015, at the United Nations Sustainable Development Summit, Member States formally adopted the 2030 Agenda for Sustainable Development. SDG 4 aims to ensure 'inclusive and equitable quality education and promote lifelong

learning opportunities for all' and has seven targets. This includes a commitment The provision of 12 years of free, publicly-funded, inclusive, equitable, quality primary and secondary education See: <https://www.sdg4education2030.org/the-goal>

²⁶ See speech given by Ghanaian President Akufo Ado, available here: https://www.youtube.com/watch?v=_PNJpw-Qb4, Accessed, 21st February 2018

²⁷ K. M. Bous and J.Farr (2019) False Promises: How delivering education through public-private partnerships risks fueling inequality instead of achieving quality education for all Oxfam International Briefing Paper <https://policy-practice.oxfam.org.uk/publications/false-promises-how-delivering-education-through-public-private-partnerships-ris-620720>

²⁸ It is an explicit goal of this World Bank-funded programme 'to expand outreach of the Punjab Education Fund to 2.8 million out-of-school children'. World Bank (2016). Third Punjab Education Sector Project. Project Appraisal Document. <http://documents.worldbank.org/curated/en/967701468198234577/pdf/PAD1641-PAD-P154524-R2016-0090-1-Box394887B-OUO-9.pdf>

²⁹ M. Afridi (2018) Equity and Quality in an education public private partnership Oxfam Research Paper <https://www.oxfam.org/en/research/equity-and-quality-education-public-private-partnership-0>

³⁰ C Pearce (2012) *Closing the trained teacher gap*, Johannesburg: Global Campaign for Education

³¹ For a discussion of the evidence on some of the core arguments for a lack of teacher accountability in the developing world being at the core of the learning crisis, see: B, Barbara, D, Filmer, and H, Patrinos. (2011). *Making Schools Work: New Evidence on Accountability Reforms*. Human Development Perspectives Series. Washington.

<http://siteresources.worldbank.org/EDUCATION/Resources/278200-1298568319076/makingschoolswork.pdf>

³² See World Bank Human Capital Project <https://www.worldbank.org/en/publication/human-capital>

³³ Own calculations based on the World Bank's WDI database. GDP per capita figures for Ethiopia were rebased from 2011 PPP USD to 1990 PPP USD. Canadian GDP figures taken from J. Bolt et al. (2014). GDP per capita since 1820. P. Espinoza Revollo et al. (2019). Public Good or Private Wealth? Methodology Note, op. cit.

³⁴ Based on a pupil teacher ratio of 55:1 and a primary school population of 25 million. Using UNESCO Institute for Statistics data from World Bank Data. <https://data.worldbank.org/indicator/SE.PRM.ENRL.TC.ZS?locations=ET>

³⁵ Z. Paulos and A. Zeyede. (2017). *National Education Sector Budget Brief: 2006-2016*. UNICEF Ethiopia.

https://www.unicef.org/esaro/UNICEF_Ethiopia_--_2017_--_Education_Budget_Brief.pdf

³⁶ Ibid.

³⁷ M. Lawson and M. Martin. (2018). *Commitment to Reducing Inequality index 2018*. Oxfam and Development Finance International. www.inequalityindex.org. DOI: 10.21201/2018.3415

³⁸ UNESCO Global Monitoring Report (2014) "Teaching and Learning: Achieving quality education for all" p.18, p.120. This edition of the GMR has a useful discussion of country efforts to improve tax mobilization and increase expenditure on education.

³⁹ UNESCO's Global Education Monitoring (GEM) Report and Unesco Institute of Statistics (2018). Aid to Education; A return to growth? Policy Paper 36. See <https://unesdoc.unesco.org/ark:/48223/pf0000263616>

⁴⁰ See e.g: F. Alvaredo, L. Chancel, T. Piketty, E. Saez and G. Zucman. (2017). The World Inequality Report 2018. World Inequality Lab. <http://wir2018.wid.world/>. Lawson, M et al. (2019). Public good or private wealth? Oxfam Briefing Paper.

⁴¹ E. Seery. (2014). Working for the Many: Public services fight inequality. Oxfam Briefing Paper.

⁴² Lawson, M et al. (2019). Public good or private wealth? Oxfam Briefing Paper.

⁴³ Rhodes, F. (2016) Women and the 1%: How extreme economic inequality and gender inequality must be tackled together. Oxfam Briefing Paper.

⁴⁴ See, for example, OECD. (2011). Divided We Stand: Why Inequality Keeps Rising.

⁴⁵ See, for example, M. Lawson, M, Martin. (2018). The Commitment to Reducing Inequality Index 2018. A global ranking of governments based on what they are doing to tackle the gap between rich and poor. Oxfam Report.

⁴⁶ For a summary of evidence, see: E. Seery. (2014). Working for the Many: Public services fight inequality. Oxfam Briefing Paper.

⁴⁷ Horace Mann, 1848, cited in e.g. R Growe and P Montgomery. (2003). 'Educational Equity in America: is education the great equalizer?', Professional Educator, 25(2) p23-29, 2003

⁴⁸ De Gregorio, J., and J-W Lee. (2002), "Education and Income Inequality: New Evidence from Cross Country Data," Review of Income and Wealth, Vol. 48, No. 3, pp. 395-416.

⁴⁹ For a summary of the evidence, see: Global Education Monitoring Report. (2016). Education for people and planet: creating sustainable futures for all

IMF January 2013. IMF Policy Paper, Fiscal Policy and Income Inequality; and, Education at a Glance 2011: OECD Indicators Divided We Stand: Why Inequality Keeps Rising.

⁵⁰ Lawson, M et al. (2019). Public good or private wealth? Oxfam Briefing Paper.

⁵¹ SEE WORLD INEQUALITY DATABASE ON EDUCATION (WIDE). AVAILABLE HERE: [HTTPS://WWW.EDUCATION-INEQUALITIES.ORG/](https://www.education-inequalities.org/)

⁵² Global Education Monitoring Report (2019). Building bridges for gender equality: gender report 2019. UNESCO

⁵³ See, for example, The World Development Report 2018. Learning to Realize Education's Promise. World Bank; or Global Education Monitoring Report. (2017). Accountability in education: Meeting our commitments.

⁵⁴ See: <https://www.sdg4education2030.org/the-goal>

-
- ⁵⁵ OECD (2017), Educational Opportunity for All: Overcoming Inequality throughout the Life Course, Educational Research and Innovation.
- ⁵⁶ UNESCO and GEM. (June 2017). Reducing global poverty through universal primary and secondary education. Policy Paper 32/Fact Sheet 44.
- ⁵⁷ Ibid.
- ⁵⁸ Global Education Monitoring Report (2016). Education for People and Planet - creating sustainable futures for all.
- ⁵⁹ Education for All, Global Monitoring Report (2013) Education Transforms Lives.
- ⁶⁰ For a summary of evidence, see GPE's 'Case for Investment': <https://replenishment.globalpartnership.org/en/case-for-investment/>
- ⁶¹ See, for example, E. Dabla-Norris et al (2015) Causes and consequences of income inequality: a global perspective; E. Gould & A. Hijzen (2017) 'In equality, we trust', Finance & Development, March 2017, Vol. 54, No. 1, Washington DC: IMF on cohesion and democratic functioning; and J. Kunst et al (2017), 'Preferences for group dominance track and mediate the effects of macro-level social inequality and violence across societies', Proceedings of the National Academy of Sciences of the USA, vol. 114 no. 21, May 2017.
- ⁶² International Monetary Fund, Inequality: we can do something about it [video], accessed April 2017, <http://www.imf.org/external/spring/2017/mmedia/view.aspx?vid=5406736503001>
- ⁶³ OECD. (2011). Divided We Stand: Why Inequality Keeps Rising.
- ⁶⁴ Ibid. "Special Focus: Inequality in Emerging Economies (EEs)"
- ⁶⁵ F. Alvaredo, L. Chancel, T. Piketty, E. Saez and G. Zucman. (2017). The World Inequality Report 2018. World Inequality Lab.
- ⁶⁶ Coady, D & Dizioli, A (2017). Income Inequality and Education Revisited: Persistence, Endogeneity, and Heterogeneity. IMF Working Paper. Their analysis showed that a net expansion of education—across all countries and regions—works to reduce income inequality over time, this is hindered when inequality in education is high (or expansion has not been fully realised at lower levels) and it could be enhanced "through a stronger focus on reducing inequality in the quality of education."
- ⁶⁷ Ibid.
- ⁶⁸ Ibid.
- ⁶⁹ Global Education Monitoring Report (2016). Creating sustainable futures for all; Global education monitoring report, 2016; gender review. UNESCO. See: <https://unesdoc.unesco.org/ark:/48223/pf0000246045>
- ⁷⁰ See <https://blogs.worldbank.org/opendata/number-extremely-poor-people-continues-rise-sub-saharan-africa>. Accessed June 2019.
- ⁷¹ Global education monitoring report. (2018). Global education monitoring report gender review 2018: Meeting our commitments to gender equality in education. UNESCO.
- ⁷² Ibid.
- ⁷³ See UNICEF. (2018). Child Marriage: Latest trends and future prospects: ICRW and Girls Not Brides. (2015). Taking action to address child marriage: the role of different sectors.
- ⁷⁴ World Bank & ICRW. (2017). The Economic Impacts of Child Marriage research.
- ⁷⁵ Plan International. (2013). A girl's right to say no to marriage: Working to end child marriage and keep girls in school
- ⁷⁶ Education for All, GMR team (2013) Education Transforms Lives. Paris: UNESCO
- ⁷⁷ Demographic and Health Survey data from 29 countries across Africa and Latin America showed a range of age differences between young wives and their husbands: from Guatemala (where five years is the mean difference) to Guinea (where it is 14.2 years). <https://www.guttmacher.org/sites/default/files/pdfs/pubs/journals/3207906.pdf>
- ⁷⁸ UNFPA. (2013). Motherhood in Childhood: Facing the challenge of adolescent pregnancy, State of World Population, 2013.
- WHO. (2011). Guidelines, Preventing early pregnancy and poor reproductive outcomes among adolescents in developing countries.
- ⁷⁹ Ibid.
- ⁸⁰ Education for All Global Monitoring Report. (2013). Girls' education – the facts.
- ⁸¹ Education for all Global Monitoring Report (2010). Reaching the Marginalised. UNESCO.
- ⁸² Education for All GMR team (2013) Global Education Monitoring Report 2013: Education Transforms Lives, Paris: UNESCO
- ⁸³ Global Education Monitoring Report. (2016). Global Education Monitoring Report 2016: Education for People and Planet - creating sustainable futures for all, Paris: UNESCO
- ⁸⁴ Education for All GMR team (2013) Global Education Monitoring Report 2013: Education Transforms Lives, Paris: UNESCO
- ⁸⁵ Education for All GMR team (2013) Global Education Monitoring Report 2013: Education Transforms Lives, Paris: UNESCO
- ⁸⁶ Alvaredo, F. Chancel, L. Piketty, T. Saez, E & Zucman, G. (2017). The World Inequality Report 2018. World Inequality Lab.
- ⁸⁷ Education for All GMR team (2016) Global Education Monitoring Report 2016: Education for People and Planet - creating sustainable futures for all, Paris: UNESCO
- ⁸⁸ The World Development Report 2018. Learning to Realize Education's Promise: World Bank.

- ⁸⁹ Intergenerational Mobility under. Private vs. Public Education. James B. Davies. University of Western. Ontario. Jie Zhang. University of Queensland. Jinli Zeng. National University of. Singapore. January 2003
- ⁹⁰ See a review of evidence in D. Campbell (2006) 'What is education's impact on civil and social engagement' in Measuring the effects of education on health and civic engagement - Proceedings of the Copenhagen Symposium, Paris: OECD
- ⁹¹ See, for example, A Smith, K Lehman Shlozman, S Verba & H Brady (2009) The internet and civic engagement, Pew Research Center: Washington DC
- ⁹² <http://afrobarometer.org/online-data-analysis/analyse-online>
- ⁹³ See, for example, a review of data from Polity IV index and of related academic literature in Glaeser E, Ponzetto G & Shleifer A (2006) Why does democracy need education? NBER Working Paper 12128, Cambridge: National Bureau of Economic Research
- ⁹⁴ Ibid.
- ⁹⁵ <http://afrobarometer.org/online-data-analysis/analyse-online>
- ⁹⁶ Ibid.
- ⁹⁷ Glaeser E, Ponzetto G & Shleifer A (2006) Why does democracy need education? NBER Working Paper 12128, Cambridge: National Bureau of Economic Research
- ⁹⁸ Gradstein M, & Justman M (2002) Education, Social Cohesion & Economic Growth
- ⁹⁹ The World Development Report (2018). Learning to Realize Education's Promise. World Bank.
- ¹⁰⁰ See the following blog from Susan Robertson, University of Cambridge <https://www.unite4education.org/global-response/recovering-the-political-in-the-idea-of-education-as-a-public-good-and-why-this-matters/>
- ¹⁰¹ Global Education Monitoring Report. (2015). Education for All 2015 - achievements and challenges. UNESCO
- ¹⁰² Data from UNESCO Education Inequalities Database https://www.education-inequalities.org/indicators/comp_upsec_v2#?sort=mean&dimension=all&group=all&age_group=comp_upsec_v2&countries=all For more details, see methodology note
- ¹⁰³ Ibid.
- ¹⁰⁴ In the 67 such countries for which data is available. See: Rose, P. Sabates, R. Alcott, B & Ilie, S. (2017). Overcoming Inequalities Within Countries to Achieve Global convergence in Learning. Research for Equitable Access and Learning (REAL) Centre, University of Cambridge. Education Commission Background Paper, The Learning Generation.
- ¹⁰⁵ This refers to the richest quintiles and the poorest quintiles. Ibid.
- ¹⁰⁶ Arbejderbevægelsens Erhvervsråd. 2018. https://www.ae.dk/sites/www.ae.dk/files/dokumenter/analyse/ae_den-sociale-arv-afspejler-sig-tydeligt-i-boerns-karakterer.pdf
- ¹⁰⁷ Ibid.
- ¹⁰⁸ According to the World Inequality Database on Education (WIDE), 59% of rural children are out of school, compared to 30% of urban children. The gap is wider for children who have never attended school: 47% of rural children have not, compared to 14% of urban children. See: <https://www.education-inequalities.org/countries/senegal#?dimension=community&group=UrbanRural&year=latest>
- ¹⁰⁹ J Walker. (2014). Equal Right, Equal Opportunity: Inclusive Education for Children with Disabilities. Global Campaign for Education
- ¹¹⁰ Ibid.
- ¹¹¹ See the following blog from UNESCO Institute of Statistics on new data releases for girls: <http://uis.unesco.org/en/blog/data-celebrate-50-years-progress-girls-education>
- ¹¹² National Family Health Survey India. <http://rchiips.org/nfhs/NFHS-4Report.shtml>
- ¹¹³ Rose, P & Alcott, B. (2015). How can education systems become equitable by 2030? DFID think pieces – Learning and equity.
- ¹¹⁴ Education at a Glance 2011: OECD Indicators Divided We Stand: Why Inequality Keeps Rising.
- ¹¹⁵ ITUC (2017). International Trade Union Confederation 2017 Global Poll
- ¹¹⁶ Narayan, A; Van der Weide, R; Cojocar, Alexandru; Lakner, Christoph; Redaelli, Silvia; Mahler, Daniel Gerszon; Ramasubbaiah, Rakesh Gupta N.; Thewissen, Stefan (2018). Fair Progress?: Economic Mobility Across Generations Around the World. Equity and Development. Washington, DC: World Bank.
- ¹¹⁷ GDIM (2018). Global Database on Intergenerational Mobility. Development Research Group, World Bank. Washington, D.C: World Bank Group.
- ¹¹⁸ The database ranks countries on two aspects of economic mobility: absolute, which measures the share of people who exceed their parents' standard of living or educational attainment; and relative, which measures the extent to which a person's position in the economic scale is independent of his or her parents' position. Ibid.
- ¹¹⁹ Narayan, A; Van der Weide, R; Cojocar, Alexandru; Lakner, Christoph; Redaelli, Silvia; Mahler, Daniel Gerszon; Ramasubbaiah, Rakesh Gupta N.; Thewissen, Stefan (2018). Fair Progress?: Economic Mobility Across Generations Around the World. Equity and Development. Washington, DC: World Bank.
- ¹²⁰ OECD (2018). A Broken Social Elevator? How to Promote Social Mobility.
- ¹²¹ 'David Grusky on Social Mobility', September 2015, <https://socialequity.duke.edu/news/david-grusky-social-mobility>
- ¹²² Greenstone, M. et al (2013) Thirteen Economic Facts About Social Mobility and the Role of Education, Washington DC: Hamilton Project
- ¹²³ Nevins, A. (1968). James Truslow Adams: historian of the American dream. Urbana: University of Illinois Press.

- ¹²⁴ OECD (2017). Educational Opportunity for All: Overcoming Inequality throughout the Life Course, Educational Research and Innovation.
- ¹²⁵ See, for example, F. Alvaredo, L. Chancel, T. Piketty, E. Saez and G. Zucman. (2017). The World Inequality Report 2018. World Inequality Lab.
- ¹²⁶ Education for All Global Monitoring Report. (2009). Inequality: why governance matters. UNESCO
- ¹²⁷ Raj, C. Hendren, N. Kline, P and Saez, E. (2014). "Where Is the Land of Opportunity? The Geography of Intergenerational Mobility in the United States." Quarterly Journal of Economics 129 (4): 1553–1623.
- ¹²⁸ Narayan, A; Van der Weide, R; Cojocaru, Alexandru; Lakner, Christoph; Redaelli, Silvia; Mahler, Daniel Gerszon; Ramasubbaiah, Rakesh Gupta N.; Thewissen, Stefan (2018). Fair Progress?: Economic Mobility Across Generations Around the World. Equity and Development. Washington, DC: World Bank.
- ¹²⁹ Education Commission (2016). The Learning Generation: Investing in education for a changing world.
- ¹³⁰ Rose, P. Sabates, R. Alcott, B and Ilie, S. (2017). Overcoming Inequalities Within Countries to Achieve Global convergence in Learning. Education Commission Background Paper; The Learning Generation. Research for Equitable Access and Learning (REAL) Centre, University of Cambridge.
- ¹³¹ That is, from the wealthiest 40%.
- ¹³² Taken from the World Inequality Database on Education (WIDE). The three lowest quintiles all register as 0%, showing they have less than 1% chance of completing a tertiary education. The richest children have a 20% chance, and the second wealthiest quintile a 3% chance.
- ¹³³ Zubairi, A & Rose, P. (2016). Raising domestic resources for equitable education. Research for Equitable Access and Learning (REAL) Centre, University of Cambridge.
- ¹³⁴ Ibid.
- ¹³⁵ OECD (2014). Indicator B1: How much is spent per student? in Education at a Glance 2014.
- ¹³⁶ See for example rankings and analysis of country spending efforts on education in: Oxfam (2018) *The Commitment to Reducing Inequality Index 2018*. <https://www.oxfam.org/en/research/commitment-reducing-inequality-index-2018>
- ¹³⁷ UNESCO (2015) EFA Global Monitoring Report, Policy Paper 18: *Pricing the right to education: The cost of reaching new targets by 2030*. Paris: UNESCO. <http://unesdoc.unesco.org/images/0023/002321/232197E.pdf>
- ¹³⁸ UNESCO Institute for Statistics. (2017). More Than One-Half of Children and Adolescents Are Not Learning Worldwide. Fact Sheet: UNESCO.
- ¹⁴⁰ For a summary discussion of the evidence, see: J. Walker et al (2016) Private Profit Public Loss: why the push for low-fee private schools is pushing quality education off-track: Global Campaign for Education
- ¹⁴¹ Ambrus, S. Inter-American Development Bank blog, 'Can Voucher Schools Improve Education? Ask Chile', February 2017, <https://blogs.iadb.org/ideasmatter/2017/02/22/can-voucher-schools-improve-education-ask-chile/>
- ¹⁴² Ibid.
- ¹⁴³ Mizala, A & Torche, F. (2010). 'Bringing the schools back in: the stratification of educational achievement in the Chilean voucher system'. International Journal of Educational Development, 2010.
- ¹⁴⁴ McEwan, PJ, Urquiola, M & Vegas, E (2008) 'School Choice, Stratification, and Information on School Performance: Lessons from Chile' in *Economia: Journal of the Latin American and Caribbean Economic Association* 8:1, 2015
- ¹⁴⁵ Hsieh, C & Urquiola, M (2006) 'The effects of generalized school choice on achievement and stratification: Evidence from Chile's voucher program', *Journal of Public Economics* 90 (2006) pp1477–1503
- ¹⁴⁶ Ibid.
- ¹⁴⁷ McEwan, PJ, Urquiola, M & Vegas, E (2008) 'School Choice, Stratification, and Information on School Performance: Lessons from Chile' in *Economia: Journal of the Latin American and Caribbean Economic Association* 8:1, 2015
- ¹⁴⁸ Rose, P. Sabates, R. Alcott, B and Ilie, S. (2017). Overcoming Inequalities Within Countries to Achieve Global convergence in Learning. Education Commission Background Paper; The Learning Generation. Research for Equitable Access and Learning (REAL) Centre, University of Cambridge
- ¹⁴⁹ The World Development Report 2018 (2018), Learning to Realize Education's Promise. World Bank.
- ¹⁵⁰ Ibid.
- ¹⁵¹ OECD (2011) PISA in focus 2011/7: Private schools: Who benefits?
- ¹⁵² Day, A et al. (2014). The role and impact of private schools in developing countries: a rigorous review of the evidence. Final report. Education Rigorous Literature Review. London: Department for International Development
- ¹⁵³ Srivastava, P. (2013) "Low-fee private schooling: issues and evidence" in P. Srivastava (Ed.) *Low-fee Private Schooling: aggravating equity or mitigating disadvantage?* Oxford Studies in Comparative Education Series (Symposium Books, Oxford, 2013).
- ¹⁵⁴ Romero, M. et.al. (2017) *Can a public-private partnership improve Liberia's schools?* Center for Global Development and Innovations for Poverty Action. <https://www.cgdev.org/publication/can-public-private-partnership-improve-liberias-schools>
- ¹⁵⁵ Various country studies which demonstrate this, for example: Barakat, S.; Hardman, F.; Rohwerder, B.; and Rzeszut, K. (2012). Low-Cost Private Schools in Afghanistan and Pakistan: What evidence to support sustainable scale-up? EPPI-Centre, Social Science Research Unit, Institute of Education, University of London

Heyneman, S.P.; Stern, J.M.B.; and Smith, T.M. (2011). The Search for Effective EFA Policies: The Role of Private Schools for Low-income Children

Riep, C. (2014). Omega Schools Franchise in Ghana in Macpherson, I, Robertson, S and Walford, G (eds) (2014). Education, Privatisation and Social Justice: case studies from Africa, South Asia and South east Asia

Joint CSO statement: ““Just” \$6 a month?: The World Bank will not end poverty by promoting fee-charging, for-profit schools in Kenya and Uganda”.

¹⁵⁶ J. Walker et al (2016) Private Profit Public Loss: why the push for low-fee private schools is pushing quality education off-track: Global Campaign for Education

¹⁵⁷ World Bank (2016). SABER (System Approach for Better Education Results) Senegal country report 2016

¹⁵⁸ Macpherson, I, Robertson, S & Walford G (eds). (2014). Education, Privatisation and Social Justice: case studies from Africa, South Asia and South East Asia, Oxford: Symposium Books

¹⁵⁹ SEE WORLD INEQUALITY DATABASE ON EDUCATION (WIDE). AVAILABLE HERE: [HTTPS://WWW.EDUCATION-INEQUALITIES.ORG/](https://www.education-inequalities.org/)

¹⁶⁰ Afridi, M. (2018) Equity and Quality in an Education Public-Private Partnership: A study of the World Bank-supported PPP in Punjab, Pakistan. Oxfam International Research Report

¹⁶¹ Balarin, M. (2015). The Default Privatization of Peruvian Education and the Rise of Low-fee Private Schools: Better or Worse Opportunities for the Poor? Open Society Foundations

¹⁶² Cuellar Marcelli, H. (2001). Decentralization and Privatization of Education in El Salvador: assessing the experience. National Center for the Study of Privatization in Education, Columbia University

¹⁶³ A Termes, A. Bonal, X. Verger, A & Zancajo A, et al. (2015). Public-Private Partnerships in Colombian Education: The Equity and Quality Implications of “Colegios en concesión”. Open Society Foundations

¹⁶⁴ Adamson, F. (2016) Privatization or Public Investment in Education?, Stanford: Stanford Center for Opportunity Policy in Education, Stanford University

¹⁶⁵ Verger, A & Moschetti, M. (2016) Public-Private Partnerships in Education: Exploring Models and Policy Options. Universitat Autònoma de Barcelona.

¹⁶⁶ Day Ashley L, Mcloughlin C, Aslam M, Engel J, Wales J, Rawal S, Batley R, Kingdon G, Nicolai S, Rose P. (2014). The role and impact of private schools in developing countries: a rigorous review of the evidence: DFID.

¹⁶⁷ Such as: Sahoo, S (2015) Intra-household gender disparity in school choice: evidence from private schooling in India. University of Goettingen; Indian Statistical Institute, New Delhi

Maitra, P, Pal, S and Sharma, A (2016) Absence of Altruism? Female Disadvantage in Private School Enrolment in India. World Development

Alcott, B. and Rose, P. (2015) Schools and learning in rural India and Pakistan: Who goes where, and how much are they learning? Prospects 45.

¹⁶⁸ Macpherson, I, Robertson, S & Walford G (eds). (2014). Education, Privatisation and Social Justice: case studies from Africa, South Asia and South East Asia, Oxford: Symposium Books

¹⁶⁹ Ibid.

¹⁷⁰ E. Seery. (2014). Working for the Many: Public services fight inequality. Oxfam Briefing Paper.

¹⁷¹ For instance, in accessing the achievements of the Education for All (EFA) goals between 2000-2015 the EFA Monitoring Report notes that: the number of primary school age out-of-school children dropped by 42% between 2000 and 2015: 50 million more children are enrolled in school; greater than half of countries and regions worldwide have met or are close to achieving universal primary education, with a 95% enrolment rate, overall. Moreover, the EFA goal for meeting gender parity in primary education had been met. However, the challenges in some countries should not be overlooked, for instance, with an estimated 57 million children - mainly the poorest and most marginalised - remaining out of primary school in 2015. See: Global Education Monitoring Report. (2015). Education for All 2015 - achievements and challenges. UNESCO

¹⁷² UNESCO press release, July 2019. UNESCO projections show countries are off track for meeting their education commitments for 2030. <https://en.unesco.org/news/unesco-projections-show-countries-are-track-meeting-their-education-commitments-2030>

¹⁷³ Winthrop, R & McGivney, E. (2015). Why wait 100 years? Bridging the gap in global education

¹⁷⁴ The World Development Report 2018 (2018), Learning to Realize Education’s Promise

¹⁷⁵ Ibid

¹⁷⁶ The Lancet. “Series: Advancing Early Childhood Development: from Science to Scale.” 2016.

¹⁷⁷ Woodhead, M. et al. (2017). Pre-school Education and Skills Development in Peru, Vietnam, Ethiopia, and India: Evidence from Young Lives. World Bank.

¹⁷⁸ Rose, P, Sabates, R, Alcott, B & Ilie, S (2017). Overcoming Inequalities Within Countries to Achieve Global convergence in Learning. Research for Equitable Access and Learning (REAL) Centre, University of Cambridge. Education Commission Background Paper, The Learning Generation.

¹⁷⁹ Ibid.

¹⁸⁰ Black et al. (2017). Maternal and child undernutrition and overweight in low-income and middle-income countries. The Lancet, Maternal and Child Nutrition| Volume 382, Issue 9890, P427-451, August 03, 2013

¹⁸¹ See: World Development Report 2018 (WDR 2018), Learning to Realize Education’s Promise, Chapter 5 for a good discussion of available evidence.

- ¹⁸² See, for example, OECD. (2017). Starting Strong 2017: Key OECD Indicators on Early Childhood Education and Care: or, OECD. (2017) Educational Opportunity for All Overcoming Inequality throughout the Life Course.
- ¹⁸³ World Development Report 2018; Rose et al (2017) op. cit. This has been shown to be the case in Bangladesh, see: Aboud, F. E., and Hossain, K. (2011). The impact of preprimary school on primary school achievement in Bangladesh. *Early Childhood Research Quarterly*, 26(2), 237–246. The same is true in Bolivia and Colombia. See: Rose, P & Alcott, B. (2015). How can education systems become equitable by 2030? DFID think pieces – Learning and equity.
- ¹⁸⁴ Education Commission (2016). The Learning Generation: Investing in education for a changing world.
- ¹⁸⁵ See: <http://www.right-to-education.org/issue-page/privatisation-education>. Accessed July, 2019.
- ¹⁸⁶ The International Covenant on Economic, Social and Cultural Rights (1966) – Article 13, General Comment 13 (as summarized in [https://www.right-to-education.org/sites/right-to-education.org/files/resource-attachments/RTE International Instruments Privatisation Nov 2015 0.pdf](https://www.right-to-education.org/sites/right-to-education.org/files/resource-attachments/RTE%20International%20Instruments%20Privatisation%20Nov%202015%20.pdf)) and the Abidjan Principles (2019) <https://www.abidjanprinciples.org/>
- ¹⁸⁷ ICESCR, 1966, Article 13; CESCR General Comment 13, 1999: Para. 30).
- ¹⁸⁸ The World Development Report 2018 (WDR 2018), Learning to Realize Education’s Promise: World Bank.
- ¹⁸⁹ United Nations Special Rapporteur on the right to education. (2019). Right to education: the implementation of the right to education and Sustainable Development Goal 4 in the context of the growth of private actors in education. <https://documents-dds-ny.un.org/doc/UNDOC/GEN/G19/104/10/PDF/G1910410.pdf?OpenElement>
- ¹⁹⁰ K.M. Bous and J.Farr (2019) op.cit.
- ¹⁹¹ Results Educational Fund, (2017). From Free to Fee are For-Profit, Fee-Charging Private Schools the Solution for the World’s Poor?
- ¹⁹² Education for All GMR team (2016) Global Education Monitoring Report 2016: Education for People and Planet - creating sustainable futures for all, Paris: UNESCO.
- ¹⁹³ EFA Global Monitoring Report (2015). Education for All 2000-2015 – Achievements and Challenges. UNESCO.
- ¹⁹⁴ See calculations in Pauline Rose et al. Research for Equitable Access and Learning (REAL) Centre, University of Cambridge Overcoming Inequalities Within Countries to Achieve Global convergence in Learning. Education Commission Background Paper, The Learning Generation.
- ¹⁹⁵ UNICEF press release (September 2016). “Nearly 50 million children “uprooted” worldwide” https://www.unicef.org/media/media_92725.html
- ¹⁹⁶ The World Development Report 2018 (WDR 2018), Learning to Realize Education’s Promise: World Bank.
- ¹⁹⁷ Global Education Monitoring Report (2019). Migration, displacement and education: building bridges, not walls. UNESCO.
- ¹⁹⁸ F. Menashy & Z. Zakharia. (2017). Investing in the crisis: Private participation in the education of Syrian refugees. Education International Research
- ¹⁹⁹ Education for all Global Monitoring Report (2015). Education for all Global Monitoring report background paper 21: Humanitarian Aid for Education: Why It Matters and Why More is Needed. UNESCO.
- ²⁰⁰ Bell Weixler, L. Barrett, N. Harris, DN & Jennings, J. (2017). Did the New Orleans School Reforms Increase Segregation? Tulane University
- ²⁰¹ Ibid.
- ²⁰² UNESCO Institute of Statistics (June 2017). The World’s Families: Hidden Funders of Education.
- ²⁰³ World Bank & UNICEF (2009). Abolishing School Fees in Africa: lessons from Ethiopia, Ghana, Kenya, Malawi and Mozambique.
- ²⁰⁴ Structural Adjustment Participatory Review International Network/World Bank (2002) The Policy Roots Of Economic Crisis And Poverty: A Multi-Country Participatory Assessment of Structural Adjustment, Washington DC: SAPRIN
- ²⁰⁵ World Bank & UNICEF (2009). Abolishing School Fees in Africa: lessons from Ethiopia, Ghana, Kenya, Malawi and Mozambique: World Bank
- ²⁰⁶ This is taken from UNESCO Institute of Statistics database: <http://uis.unesco.org>, using regional averages for out-of-school children (primary school). This grew from 28,062,744 to 32,311,031. UNESCO Institute of Statistics database: <http://uis.unesco.org>
- ²⁰⁷ World Bank & UNICEF (2009) Abolishing School Fees in Africa: lessons from Ethiopia, Ghana, Kenya, Malawi and Mozambique, Washington DC: World Bank
- ²⁰⁸ This is taken from UNESCO Institute of Statistics database: <http://uis.unesco.org>, using regional averages for out-of-school children (primary school). This grew from 32,311,031 to 19,778,732. UNESCO Institute of Statistics database: <http://uis.unesco.org>
- ²⁰⁹ See speech given by Ghanaian President Akufo Ado, available here: https://www.youtube.com/watch?v=_PNJjpw-Qb4, Accessed, 21st February 2018
- ²¹⁰ Smith, W. Omoeva, C. Chaluda, A. Weil, M & Rachel. H (2016). Financing Education Equity: A Study of Three Country Cases.
- ²¹¹ Lawson, M & Martin, M. (2017) Commitment to Reducing Inequality Index.
- ²¹² Global Education Monitoring Report. (2015). Global Monitoring Report 2015: Education For All 2015 - achievements and challenges. UNESCO.
- ²¹³ UNESCO Institute of Statistics (June 2017). The World’s Families: Hidden Funders of Education.

- ²¹⁴ Smith, W. Omoeva, C. Chaluda, A. Weil, M & Rachel. H (2016). Financing Education Equity: A Study of Three Country Cases.
- ²¹⁵ UNESCO Institute of Statistics Database
- ²¹⁶ J. Walker et al (2016) Private Profit Public Loss: why the push for low-fee private schools is pushing quality education off-track: Global Campaign for Education
- ²¹⁷ Education International press release (October 2016) "Schooling the Poor Profitably: the innovations and deprivations of Bridge International Academies in Uganda," available at: <http://bit.ly/2cSQidq>. Accessed July 2019
- ²¹⁸ Education International press release (October 2016) "Schooling the Poor Profitably: the innovations and deprivations of Bridge International Academies in Uganda," available at: <http://bit.ly/2cSQidq>. Accessed July 2019
- ²¹⁹ High Court of Uganda, Civil Division, Ruling on Misc Cause No 160 of 2016, available at: <http://bit.ly/2ftsYly>. Accessed July 2019
- ²²⁰ OECD. (2012). Equity and Quality in Education: Supporting Disadvantaged Students and Schools
- ²²¹ This is based on the international benchmarks from the PISA OECD scores. Education for All Global Monitoring Report (2013). Teaching and learning: Achieving quality for all.
- ²²² OECD report on PISA 2012 Results: Excellence through Equity: Giving Every Student a Chance to Succeed Volume 2 <http://www.oecd.org/pisa/keyfindings/pisa-2012-results-volume-ii.htm>
- ²²³ Partanen, A. "What Americans Keep Ignoring About Finland's School Success." The Atlantic. 29 December 2011.
- ²²⁴ OECD (2011). Education at a Glance 2011: OECD Indicators Divided We Stand: Why Inequality Keeps Rising Equity and Quality in Education
- ²²⁵ In 2012 OECD PISA exams. This is highlighted in the World Development Report 2018: Learning to Realize Education's Promise.
- ²²⁶ Partanen, A. "What Americans Keep Ignoring About Finland's School Success." The Atlantic. 29 December 2011.
- ²²⁷ See Republic of Estonia, Ministry of Education, PISA webpage: <https://www.hm.ee/en/activities/statistics-and-analysis/pisa>. Accessed July 2019.
- ²²⁸ See: <https://news.err.ee/644150/estonia-leads-pisa-study-s-teamwork-ranking>. Accessed July 2019.
- ²²⁹ See Republic of Estonia, Ministry of Education, PISA webpage: <https://www.hm.ee/en/activities/statistics-and-analysis/pisa>. Accessed July 2019.
- ²³⁰ See: <https://www.theatlantic.com/education/archive/2016/06/is-estonia-the-new-finland/488351/>. Accessed July 2019.
- ²³¹ Education for All Global Monitoring Report (July 2015). Pricing the right to education: The cost of reaching new targets by 2030." Policy Paper 18. Note: if lower-middle income countries are included, the minimum cost rises to \$403 per student.
- ²³² There is also a good discussion of case studies that exemplify these messages in Global education reform: how privatization and public investment influence education outcomes. Author: Adamson, Frank; Astrand, Bjorn; Darling-Hammond, Linda. Imprint: New York, Routledge, 2016. Country: USA. Publ Year: 2016.
- ²³³ Pearce, C (2012). Closing the trained teacher gap: Global Campaign for Education
- ²³⁴ McEwan (2015) Improving Learning in Primary Schools of Developing Countries: A Meta-Analysis of Randomized Experiments Review of Educational Research September 2015, Vol. 85, No. 3, pp. 353–394
- ²³⁵ Ibid.
- ²³⁶ Ibid.
- ²³⁷ Ibid.
- ²³⁸ Education for All Global Monitoring Report. (2014). Teaching and learning: Achieving quality for all. UNESCO.
- ²³⁹ Davidson and Hobbs, 2013.
- ²⁴⁰ Refers to wealthiest and poorest quintiles. Rose, P. Sabates, R. Alcott, B and Ilie, S. (2017). Overcoming Inequalities Within Countries to Achieve Global convergence in Learning. Education Commission Background Paper; The Learning Generation. Research for Equitable Access and Learning (REAL) Centre, University of Cambridge
- ²⁴¹ Pearce, C (2012). Closing the trained teacher gap: Global Campaign for Education
- ²⁴² Global Education Monitoring Report (2017). Accountability in education: Meeting our commitments. UNESCO.
- ²⁴³ Ibid.
- ²⁴⁴ Ibid.
- ²⁴⁵ Pearce, C (2012). Closing the trained teacher gap: Global Campaign for Education
- ²⁴⁶ Global Monitoring Report for Education for All 2013/4: Teaching and learning: Achieving quality for all. UNESCO.
- ²⁴⁷ Pritchett, L, and Beatty, A. 2012. "The Negative Consequences of Overambitious Curricula in Developing Countries." CGD Working Paper 293, Center for Global Development, Washington, DC.
- ²⁴⁸ Ibid
- ²⁴⁹ The World Development Report 2018 (WDR 2018), Learning to Realize Education's Promise: World Bank.
- ²⁵⁰ Muralidharan, K., and Zieleniak, Y. (2013). Measuring learning trajectories in developing countries with longitudinal data and item response theory. Presentation for Young Lives Conference, Oxford
- ²⁵¹ Rolleston, et al (2013). Exploring the effect of educational opportunity and inequality on learning outcomes in Ethiopia, Peru, India, and Vietnam. Background paper prepared for the Education for All Global Monitoring Report 2013/4, Teaching and learning. UNESCO.
- ²⁵² Global Education Monitoring Report (2019). Building bridges for gender equality: gender report 2019. UNESCO

- ²⁵³ Blumberg, R. (2007). Gender bias in textbooks: a hidden obstacle on the road to gender equality in education. UNESCO
- ²⁵⁴ OECD. (2017). Collaborative Problem-Solving Framework, 2015.
- ²⁵⁵ World Economic Forum (2017) Realizing Human Potential in the Fourth Industrial Revolution an Agenda for Leaders to Shape the Future of Education, Gender and Work.
- ²⁵⁶ Glewwe, P. et al (2011). School Resources and Educational Outcomes in Developing Countries: a review of the literature from 1990 to 2010. Fox, J. A. (2015). Social accountability: what does the evidence really say? World Development, Vol. 72.
- ²⁵⁷ Pritchett, L., and Beatty, A. (2015). Slow down, you're going too fast: Matching curricula to student skill levels. International Journal of Educational Development, 40(2015), 276–288.
- ²⁵⁸ Ibid
- ²⁵⁹ The World Development Report 2018 (WDR 2018), Learning to Realize Education's Promise: World Bank.
- ²⁶⁰ Zubairi, A & Rose, P. (2016). Raising domestic resources for equitable education. Research for Equitable Access and Learning (REAL) Centre, University of Cambridge.
- ²⁶¹ Walter, S & Benson, C. (2012). Language policy and medium of instruction in formal education. In Spolsky, Bernard (ed) The Cambridge Handbook of Language Policy, 278-300. Cambridge: Cambridge University Press.
- ²⁶² Education Commission (2016). The Learning Generation: Investing in education for a changing world.
- ²⁶³ Global Education Monitoring Report (2016) Policy Paper 24, If you don't understand, how can you learn? UNESCO
- ²⁶⁴ Ibid.
- ²⁶⁵ Mackenzie, P & Walker, J. (2013). Mother-tongue education: policy lessons for quality and inclusion. Global Campaign for Education.
- ²⁶⁶ Ibid.
- ²⁶⁷ Ibid
- ²⁶⁸ Nichols, S & Berliner, D. (2007). Collateral Damage: How High-Stakes Testing Corrupts America's Schools. Cambridge, MA: Harvard Education Press.
- ²⁶⁹ Lewin, K. (2017). The educational challenges of transition: Key issues for 2030. Global Partnership for Education working paper.
- ²⁷⁰ Greaney, V. & Kellaghan, T. (2008). Assessing National Achievement Levels in Education: World Bank.
- ²⁷¹ Lewin, K. (2017). The educational challenges of transition: Key issues for 2030. Global Partnership for Education working paper.
- ²⁷² See open letter "OECD and Pisa tests are damaging education worldwide" published in the Guardian newspaper. (May 2014) <https://www.theguardian.com/education/2014/may/06/oecd-pisa-tests-damaging-education-academics>
- ²⁷³ Global Education Monitoring Report (2017). Accountability in education: Meeting our commitments. UNESCO.
- ²⁷⁴ Ibid.
- ²⁷⁵ See Hirschman, A.O. (1970). Exit, voice, and loyalty: responses to decline in firms, organizations, and states. Cambridge, MA: Harvard University Press.
- ²⁷⁶ For a summary of evidence, see: Global Campaign for Education, 2016, Public Good Over Private Profit.
- ²⁷⁷ See Day Ashley, L.; McLoughlin, C.; Aslam, M.; Engel, J.; Wales, J.; Rawal, S.; Batley, R.; Kingdon, G.; Nicolai, S.; Rose, P. (2014). The role and impact of private schools in developing countries: a rigorous review of the evidence. Final report. Education Rigorous Literature Review. London: Department for International Development.
- ²⁷⁸ OECD. (2008). Ten Steps to Equity in Education.
- ²⁷⁹ Laugharn, P. (2007). Negotiating education for many: enrolment, dropout and persistence in the community schools of Kolondibèba, Mali. CREATE Research Monograph No. 14. Brighton: University of Sussex.
- ²⁸⁰ Global Education Monitoring Report (2017). Accountability in education: Meeting our commitments: UNESCO.
- ²⁸¹ Ibid
- ²⁸² Walker, J. and Mowé, K. (2016). Financing Matters: A Toolkit on Domestic Financing For Education. Global Campaign for Education, Education International & ActionAid.
- ²⁸³ Global Education Monitoring Report (2017). Accountability in education: Meeting our commitments: UNESCO.
- ²⁸⁴ "Walk before you run: the challenges of results-based payments in aid to education" (January 2018) UNESCO GEM Report, Policy Paper 33; see also Global Partnership on Output-Based Aid in Education, Results for Development (2016) "Paying for Performance: An Analysis of Output-Based Aid in Education" pp. 1.
- ²⁸⁵ May 2015. "World Bank Group Doubles Results-Based Financing for Education to US\$5 Billion over Next 5 Years" <https://www.worldbank.org/en/news/press-release/2015/05/18/world-bank-group-doubles-results-based-financing-for-education-to-us5-billion-over-next-5-years>
- ²⁸⁶ National Research Council of the National Academies of Sciences (2011) "Incentives and Test-Based Accountability in Education." <https://www.nap.edu/catalog/12521/incentives-and-test-based-accountability-in-education> Also see discussion of findings in the Washington Post, "Report: Test-based incentives don't produce real student achievement," May 28, 2011. https://www.washingtonpost.com/blogs/answer-sheet/post/report-test-based-incentives-dont-produce-real-student-achievement/2011/05/28/AG39wXDH_blog.html?tid=a_inl&utm_term=.14992e93d4cb
- ²⁸⁷ Rhodes, F. Parvez, F A & Harvey, R. (2017). An economy that works for women. Achieving women's economic empowerment in an increasingly unequal world. Oxfam briefing paper.
- ²⁸⁸ Human Development Report, 'Gender Inequality Index', <http://hdr.undp.org/en/content/gender-inequality-indexgii>; World Economic Forum, The Global Gender Gap Report, <http://weforum.org/issues/global-gender-gap>

- ²⁸⁹ Diego A, Vázquez P, Aymar I, Lawson M. (2018) Reward Work, Not Wealth: To end the inequality crisis, we must build an economy for ordinary working people, not the rich and powerful. Oxfam.
- ²⁹⁰ Education for All, GMR team (2013) Education Transforms Lives. Paris: UNESCO
- ²⁹¹ Rhodes, F. Parvez, F A & Harvey, R. (2017). An economy that works for women. Achieving women's economic empowerment in an increasingly unequal world. Oxfam briefing paper.
- ²⁹² E Samman, E Presler-Marshall, N Jones et al. (2016). Women's work: mothers, children and the global childcare crisis, London: Overseas Development Institute. Additionally, according to the UN The World's Women 2015 report, women spend 30 minutes a day longer than men on paid and unpaid work in developed countries and 50 minutes longer in developing countries. See <http://unstats.un.org/unsd/gender/worldswomen.html>
- ²⁹³ Man-Kwun, C. (2018). Unpaid Care – Why and How to Invest: Policy briefing for national governments. Oxfam Briefing note
- ²⁹⁴ Cassirer and Addati, 2007, Taken from: https://www.oecd.org/dev/development-gender/Unpaid_care_work.pdf
- ²⁹⁵ UNICEF (2019). A World Ready to Learn: Prioritizing quality early childhood education. <https://www.unicef.org/reports/a-world-ready-to-learn-2019>
- ²⁹⁶ ODI (2016). Women's work: Mothers, children and the global childcare crisis
- ²⁹⁷ Ibid.
- ²⁹⁸ Ibid.
- ²⁹⁹ Calculated from figures available in: Global Education Monitoring Report 2016 (2016). Education for People and Planet - creating sustainable futures for all. UNESCO. School year ending in 2014.
- ³⁰⁰ Education represented 4.4% of total global employment in ILO (2015) World Employment and Social Outlook Trends 2015, ILO: Geneva. See also http://www.ilo.org/global/about-the-ilo/multimedia/maps-and-charts/WCMS_337082/lang-en/index.htm
- ³⁰¹ Global Education Monitoring Report 2016 (2016). Education for People and Planet - creating sustainable futures for all. UNESCO.
- ³⁰² BBC News: 'Highest ever number of school staff' (April 2014). Accessed July 2019. www.bbc.com/news/education-26973916
- ³⁰³ United States Department of Labor: Most common occupations for women - https://www.dol.gov/wb/stats/most_common_occupations_for_women.htm
- ³⁰⁴ Riep, C. (2015). Corporatised education in the Philippines: Pearson, Ayala Corporation and the emergence of Affordable Private Education Centers (APEC). Brussels: Education International
- ³⁰⁵ Riep, C & Machacek, M (2016). Schooling the Poor Profitably: the innovations and deprivations of Bridge International Academies in Uganda, Brussels: Education International
- ³⁰⁶ Macpherson, I. Robertson, S & Walford, G. (eds). (2014) Education, Privatisation and Social Justice: case studies from Africa, South Asia and South East Asia, Oxford: Symposium Books
- ³⁰⁷ <https://tspace.library.utoronto.ca/handle/1807/80747>. She summarizes it in an EI blog: <https://www.unite4education.org/global-response/pakistan-questioning-gender-and-teachers-work-in-low-fee-private-schools/>
- ³⁰⁸ C Pearce, C. (2012), Closing the trained teacher gap: Global Campaign for Education
- ³⁰⁹ Global Education Monitoring Report (2015). Pricing the right to education: the cost of reaching new targets by 2030: UNESCO. In low and lower middle-income countries is projected to increase from US\$149 billion in 2012 to US\$340 billion by 2030.
- ³¹⁰ Global Education Monitoring Report (2016). Education for people and planet: Creating sustainable futures for all: UNESCO.
- ³¹¹ UNICEF (2017). Generation 2030, Africa 2.0 Prioritizing investments in children to reap the demographic dividend.
- ³¹² Education Commission (2016). The Learning Generation: Investing in education for a changing world.
- ³¹³ Lewin, K. (2017). The educational challenges of transition: Key issues for 2030. Global Partnership for Education working paper.
- ³¹⁴ See video: <https://www.youtube.com/watch?v=7DFkIGANFkA&feature=youtu.be&t=8h34m51s>
- ³¹⁵ Education Commission (2016). The Learning Generation: Investing in education for a changing world.
- ³¹⁶ EFA Global Monitoring Report. (2014). Teaching and Learning: Achieving quality education for all: UNESCO.
- ³¹⁷ See Cobham, A & Klees, S. (2016). Global Taxation: Financing Education and the Other SDGs. Background Paper for the Education Commission.
- ³¹⁸ For an explanation of tax avoidance, which is legal, but often deemed morally questionable, see: <https://www.taxjustice.net/faq/tax-avoidance/>
- ³¹⁹ This is based on UNESCO estimates that, between 2015 to 2030, annually \$50.4bn is required to scale-up quality education from pre-primary to upper secondary in low-income countries. See Table 2 in: Global Education Monitoring Report. (2015). Pricing the right to education: the cost of reaching new targets by 2030. Policy paper 18.
- ³²⁰ See: http://uis.unesco.org/sites/default/files/documents/education-2030-incheon-framework-for-action-implementation-of-sdg4-2016-en_2.pdf
- ³²¹ Global Education Monitoring Report (2017). Aid to Education is Stagnating and Not Going to Countries Most in Need: UNESCO.

- ³²² Global Education Monitoring Report (2017). Aid to Education is Stagnating and Not Going to Countries Most in Need: UNESCO.
- ³²³ Ibid
- ³²⁴ Ibid
- ³²⁵
- ³²⁶ Martinez-Vazquez & Moreno-Dodson (2012) The Impact of Tax and Expenditure Policies on Income Distribution: Evidence from a Large Panel of Countries. Using global panel study by Martinez-Vazquez and Moreno-Dodson of incidence studies covering 150 countries, over a 30-year period (years are 1970 to 2009).
- ³²⁷ This includes public spending on health and social protection. See: OECD 2015, In It Together: Why Less Inequality Benefits All.
- ³²⁸ Lustig, N et al. (2015). The Redistributive Impact of Government Spending on Education and Health: Evidence from Thirteen Developing Countries in the Commitment to Equity project. Note: spending can be equalizing and not pro-poor. In developing countries in this study, it was shown that education, as a whole, is pro-poor and equalizing, but the former effect weakens in later levels of education. Thus, primary school spending was both pro-poor and equalizing; secondary school spending was less so, and tertiary education spending tends to be progressive only in relative terms (i.e. equalizing but not pro-poor).
- ³²⁹ In the two countries for which this is not the case—Afghanistan and Cambodia—education spending is still more than 90% of per capita income for the poorest.
- ³³⁰ These figures were calculated by Oxfam by comparing education spending per pupil data and per capita income. The education data was from: UNESCO Institute of Statistics (UIS) from the following indicator “Initial government funding per primary student, constant \$PPP”. See: <http://data.uis.unesco.org/>. The latest available years data was used (2013 or later in all cases). Per capita income was taken from the Global Consumption and Income Project. See: <http://gcip.info/>. The mean per capita income for poorest decline of population was used, 2014, using US\$ in 2005 PPP terms.
- ³³¹ Ibid
- ³³² Ibid
- ³³³ E. Seery. (2014). Working for the Many: Public services fight inequality. Oxfam Briefing Paper.
- ³³⁴ E. Seery. (2014). Working for the Many: Public services fight inequality. Oxfam Briefing Paper.
- ³³⁵ Bastagli, F., D. Coady, and D. Gupta. (2012). Income Inequality and Fiscal Policy. IMF Staff Discussion Note 12/08, International Monetary Fund.
- ³³⁶ Data on the 20% richest families vs. 20% poorest families. National Family Health Survey India. <http://rchiips.org/nfhs/NFHS-4Report.shtml>
- ³³⁷ Soham, S & Klasen, S. (2018). <https://www.econstor.eu/bitstream/10419/179967/1/1025479432.pdf>
- ³³⁸ Borooah, V. K. (2012). Social Identity and Educational Attainment: The Role of Caste and Religion in Explaining Differences between Children in India. *Journal of Development Studies*, 48(7), 887–903. doi:10.1080/00220388.2011.621945
- ³³⁹ Chadha, N & Nandwani, B. (2018). <https://www.tandfonline.com/doi/pdf/10.1080/13600818.2018.1434498?needAccess=true>
- ³⁴⁰ PROBE Team 1999
- ³⁴¹ Nambissan GB, Sedwal M. “Education for All: The Situation of Dalit Children in India.” In: Govinda R, editor. *India Education Report*. New Delhi: Oxford University Press; 2002. pp. 72–86.
- ³⁴² Rao, G (2018). Familiarity does not breed contempt: Generosity, Discrimination and Diversity in Delhi schools. bit.ly/2QDKg8n
- ³⁴³ <https://timesofindia.indiatimes.com/city/delhi/with-just-3-months-left-in-session-doe-yet-to-fill-over-1200-seats-for-children-with-special-needs/articleshow/67222271.cms>
- ³⁴⁴ <https://www.ideasforindia.in/topics/human-development/india-education-quandary-learning-from-learning-outcomes.html>
- ³⁴⁵ UNESCO Institute for Statistics. (2011). *Financing Education in Sub-Saharan Africa: Meeting the Challenges of Expansion, Equity and Quality*.
- ³⁴⁶ Walker, J. (2017). *Spending Beyond Education: Supporting Education Through Complementary SDG Spending*. Education Commission Background Paper; The Learning Generation.
- ³⁴⁷ World Bank (2012). Do school feeding programs help children? From Evidence to Policy, Note 66544.
- ³⁴⁸ Education for All Global Monitoring Report. (2014). *Teaching and learning: Achieving quality for all*. UNESCO.
- ³⁴⁹ Unfortunately, these successes are now under threat due to new spending restrictions. See Brazil text box in Watkins, K. and Alemayehu, W. (2012). *Financing for a Fairer, More Prosperous Kenya: A review of the public spending challenges and options for selected Arid and Semi- Arid counties*. Washington DC: Brookings Institute. See also OECD PISA 2012 data on Brazil.
- ³⁵⁰ Ibid
- ³⁵¹ In 2012 OECD PISA exams. This is highlighted in the World Development Report 2018: Learning to Realize Education’s Promise.
- ³⁵² Global Education Monitoring Report. (2015). *Education for All 2015 - achievements and challenges*. UNESCO.
- ³⁵³ Ibid.

³⁵⁴ UNDP Vietnam (2015). National Human Development Report

³⁵⁵ VHLSS data quoted in “Social mobility and equality of opportunity in Vietnam https://cng-cdn.oxfam.org/vietnam.oxfam.org/s3fs-public/file_attachments/Oxfam_Social%20mobility%20and%20equality%20of%20opportunity%20in%20Vietnam_ENG.pdf

³⁵⁶ Lo Thi Duc and Nguyen Thi Ngoc. Findings from VHLSS 2012. GSO–World Bank

³⁵⁷ Global Education Monitoring Report. (2015). Education for All 2015 - achievements and challenges. UNESCO.

³⁵⁸ Rolleston, et al. (2013). Exploring the effect of educational opportunity and inequality on learning outcomes in Ethiopia, Peru, India, and Vietnam. Background paper prepared for the Education for All Global Monitoring Report 2013/4 Teaching and learning.

³⁵⁹ Ibid.

³⁶⁰ Ibid

³⁶¹ Ibid.

³⁶² Rose, P. Sabates, R. Alcott, B and Ilie, S. (2017). Overcoming Inequalities Within Countries to Achieve Global convergence in Learning. Education Commission Background Paper; The Learning Generation. Research for Equitable Access and Learning (REAL) Centre, University of Cambridge.

³⁶³ Ibid.

³⁶⁴ Ibid.